





















TRUCKS, TRAILERS AND SUSPENSIONS		OEM	STANDARD		GAS		CAB SHOCK
							
ADVANCE							
—	Cement Mixer (Front Model)	85334 680087	— —	— —	65531 65531	— —	— —
ALLCO TRAILER							
—	Neway, Hendrickson (Turner) or Reyco Suspension	—	—	—	■100■	—	—
ARVIN MERITOR							
—	RHP11 w/ Air Suspension ES230	85919 A3280M9711 A7805L1000	— — —	— — —	— — —	65503 65503 65503	— — —
—	Trailer Air Suspension FS230T	87015 671020 671507 21227751 A7805L1026	— — — — —	— — — — —	— — — — —	65525 65525 65525 65525 65525	— — — — —
AUTO CAR							
—	A42B, A64B, A42F, A64F to Jan 1971	28R010	—	—	66841	—	—
—	A42B, A64B, A42F, A64F, DC87T, DC9364 after Jan 1971	031106460	—	—	66833	—	—
—	ACM, ACL Models	359013201 373013201	— —	— —	— 65469	65466 —	— —
—	Air Suspension	359013201 8026658 8071524 8071524	— — — —	— — — —	— — — —	65466 65415 65406 66430	— — — —
—	C-65-T; C-70-T; C-70-TS; C-75; C-90-T; DC-74; DC-75; DC-102; DC-104	—	—	—	66841	—	—
—	Front Single Shock Absorber	373013202	—	—	66715	—	—
—	O.E. Number	28CFG910 660186 849246 1011839	— — — —	— — — —	66841 66841 66841 66841	— — — —	— — — —
BENSON TRAILER							
—	Neway, Hendrickson (Turner) or Reyco Suspension	—	—	—	■100■	—	—
—	Platform Trailer w/ Neway Air Suspension	90044089	—	—	—	65418	—
BINKLEY							
—	Trailers with AirLite Suspension	6898 16965	— —	— —	— —	66884 66884	— —
BROCKWAY MOTORS							
—	88-WH; 128-W; 154-W	—	—	—	66841	—	—
—	257T, 260S, 260T	—	—	—	66886	—	—
—	300, 400 & 500 Series w/ 1" Mounting Pins	—	—	—	65449	—	—
—	300, 400 & 500 Series w/ 3/4" Mounting Pins	—	—	—	66828	—	—
—	O.E. Number	14QK281P10 14QK282P3 152412 508657 515231 530873 532397	— — — — — — —	— — — — — — —	65442 66841 66891 65449 65407 66886 65449	— — — — — — —	— — — — — — —
BUILT RITE (CITY WELDING) TRAILER							
—	Air Suspension	31806100	—	—	—	66884	—





■100■ Check to see which Suspension is on the Trailer. Then see the correct Suspension Manufacturer listed in the Axle Suspension section.




TRUCKS, TRAILERS AND SUSPENSIONS		OEM	STANDARD		GAS		CAB SHOCK
							
CASCADE TRAILER							
—	Air Suspension	1201	—	—	—	66884	—
CHALLENGE COOK							
—	Cement Truck (Steering Controls) (Bearing End Mount)	632147 632447	— —	— —	— —	66504 66504	— —
—	Cement Truck (Steering Controls) (Bushing & Sleeve Mount)	630811 632155 1540212 1540459	— — — —	— — — —	— — — —	66502 66502 66502 66502	— — — —
CHALMERS SUSPENSION							
—	500, 600, 700 Series Suspension	665174	—	—	—	66636	—
—	800 Series Suspension High Mount Low Mount	800670 800781	— —	— —	— —	65463 65442	— —
—	1023, 1030, 1040 Single Axle Suspension	665174	—	—	—	66636	—
CHEVROLET — 9000 Series							
1986-77	M, N Chassis - 114" BBC Conventional & 108" BBC Aluminum Conventional Cab	3171069 22012065 22046483	— — —	— — —	65439 65439 65439	— — —	— — —
1986-77	M, N Chassis - 114" BBC Conventional & 108" BBC Aluminum Conventional Cab w/ Rear GM Air-Ride Suspension (4 Req'd.)	3171069 22046483	— —	— —	— —	65455 65455	— —
1986-70	D, F Chassis - 54" BBC Aluminum Tilt Cab	3171069 22012065 22046483	— — —	— — —	65439 65439 65439	— — —	— — —
1986-70	D, F Chassis - 54" BBC Aluminum Tilt Cab w/ Rear GM Air-Ride Suspension (4 Req'd.)	3171069 22012065 22046483	— — —	— — —	— — —	65455 65455 65455	— — —
1986-70	H, J Chassis - 92" BBC Conventional Cab	3171069 22046483	— —	— —	65439 65439	— —	— —
1980-70	T, W Chassis - 72" BBC Steel Tilt Cab	5552452 22012091	— —	— —	— —	— —	— —
1972-70	54" BBC Aluminum Tilt Cab 6 x 4	3171069 22046483	— —	— —	65439 65439	65455 65455	— —
1972-70	92" & 114" BBC Conventional Cab — Exc. 6 x 4	4940614 4963854	— —	— —	66841 66841	— —	— —
1972-70	92" & 114" BBC Conventional Cab 6 x 4	3171069 22046483	— —	— —	65439 65439	65455 65455	— —
CHEVROLET — C-Series/Kodiak (Inc. C40-C70 & C4500-C8500)							
2009-08	C Chassis - Conventional Cab with 13500 & 15000 lb. Leaf Spring	15200621	—	—	—	66626	—
2009-08	Conventional Cab (Steering Axle)	15174898 88982682	— —	— —	65161 65161	— —	— —
2009-08	Conventional Cab (Drive Axle) w/ Hendrickson Air Suspension (46000 lb.)	—	—	—	—	65172	—
2009-06	Conventional Cab (Drive Axle) w/ 11000, 12000, & 15000 lb. Leaf Springs	—	—	—	—	65172	—
2009-04	C4500 - C5500	—	—	—	—	65172	—
2009-04	C4500 - C8500	—	—	—	—	65173	—
2009-03	C Chassis - Conventional Cab with 12000 & 17950 lb. Leaf Spring (Low Profile Vehicle)	—	—	—	—	65173	—
2009-03	Conventional Cab (Drive Axle) w/ Hendrickson Air Suspension (21000 lb. & 23000 lb.)	12474915	—	—	—	65479	—





TRUCKS, TRAILERS AND SUSPENSIONS		OEM	STANDARD		GAS		CAB SHOCK
							
CHEVROLET — C-Series/Kodiak (Inc. C40-C70 & C4500-C8500) — Continued							
2008-05	C Chassis - Conventional Cab with 15000, 17000, 18000, 19000, 21000 & 27000 lb. Leaf Spring	—	—	—	—	66626	—
2008-04	C Chassis - Conventional Cab with 12000, 15000 & 17000 lb. Leaf Spring (Low Profile Vehicle)	—	—	—	—	65169	—
2008-04	C Chassis - Conventional Cab with 19000 lb. Leaf Spring	—	—	—	—	65169	—
2007-97	Conventional Cab (Steering Axle)	15123676 15174298 15174898 15192385 15588554 15887728 22064230 88982682	— — — — — — — —	— — — — — — — —	65161 65161 65161 65161 65161 65161 65161 65161	— — — — — — — —	— — — — — — — —
2002-97	Conventional Cab (Drive Axle) w/ 13500, 15000 lb. Taperleaf Springs	22064231	—	—	—	65414	—
2002-97	Conventional Cab (Drive Axle) w/ 15000, 23500 lb. Multileaf Springs	22064232	—	—	—	66626	—
2002-97	Conventional Cab (Drive Axle) w/ 16900 lb. Taperleaf Springs	22064489	—	—	—	65469	—
2002-97	Conventional Cab (Drive Axle) w/ 23000 lb. Taperleaf Springs	22064233	—	—	—	65413	—
2002-97	Conventional Cab (Drive Axle) w/ Hendrickson Air Suspension	12474917 15740554	— —	— —	— —	65420 65420	— —
2002-97	Conventional Cab (Drive Axle) w/ Hendrickson Air Suspension (21000 lb. & 23000 lb.)	12474915 15963161	— —	— —	— —	65479 65479	— —
1996-90	C Chassis - Conventional Cab	15588554 22064230	— —	— —	65161 65161	— —	— —
1996-90	C Chassis - Conventional Cab with 11000, 13500, 15000 lb Taperleaf Springs	22064231	—	—	—	65414	—
1996-90	C Chassis - Conventional Cab with 15000, 19000, 21000 lb Multileaf Springs	22064232	—	—	—	66626	—
1996-90	C Chassis - Conventional Cab with 16900 lb Taperleaf Spring (Low Profile Vehicle)	22064489	—	—	—	65469	—
1996-90	C Chassis - Conventional Cab with 19000, 21000 lb Taperleaf Springs	22064233	—	—	—	65413	—
1996-90	C Chassis - Conventional Cab with 21000 lb Taperleaf Spring	22064489	—	—	—	65469	—
1996-90	C Chassis - Conventional Cab with 21000 lb Taperleaf Spring (Low Profile Vehicle)	22064402	—	—	—	65415	—
1989-76	C, M Chassis - 97" BBC Conventional Cab	22002294 22002295 22007752 22007753 22012095 22012096 22012166 22012169 22017530 22017531	— — — — — — — — — —	— — — — — — — — — —	66637 66913 66637 66913 — — — — 66913 66913	— — — — 66833 66878 66833 66878 — —	— — — — — — — — — —
1989-76	C, M Chassis - Conventional Cab	22002294 22007752 —	— — —	— — —	66637 66637 65116	— — —	— — —
1989-76	C, M Chassis - Conventional Cab w/ 9000 & 12000 lb. Axle	22002295 22017530 22017531	— — —	— — —	66913 66913 66913	— — —	— — —
1989-73	C Chassis - Conventional Cab	22012095 22012166	— —	— —	— —	66833 66833	— —

TRUCKS, TRAILERS AND SUSPENSIONS		OEM	STANDARD		GAS		CAB SHOCK
							
CHEVROLET — C-Series/Kodiak (Inc. C40-C70 & C4500-C8500) — Continued							
1989-73	C Chassis - Conventional Cab — Exc. with 20,800 & 23,000 lb. Rear Axle	3192892 22012096 22012169	— — —	— — —	— — —	66878 66878 66878	— — —
1989-73	C Chassis - Conventional Cab w/ 20,800 & 23,000 lb. Rear Axles	4940606 22012095 22012166	— — —	— — —	— — —	66833 66833 66833	— — —
1986-73	H, J, M Chassis - 92" & 114" BBC Conventional Cab	3171069 22046483	— —	— —	65439 65439	— —	— —
1982-79	H, J Chassis - 92" BBC Conventional Cab 4 x 2 w/ Air Suspension	3171069 22012065 22046483	— — —	— — —	— — —	65455 65455 65455	— — —
1982-73	H, J Chassis - 92" BBC Conventional Cab 4 x 2 w/ Axle F090, F120	3171069 22012065 22046483	— — —	— — —	65439 — 65439	65455 65455 65455	— — —
1981-77	H, J Chassis - 92" BBC Conventional Cab	4963854 4984526	— —	— —	66841 66841	— —	— —
1981-73	H, J Chassis - 92" BBC Conventional Cab w/ V-6, V-8 Diesel Engines	4940614 4963854	— —	— —	66841 66841	— —	— —
1980-79	W Chassis - 72" BBC Steel Tilt Cab	22002293 22007751	— —	— —	66833 66833	— —	— —
1980-75	C, M Chassis - Conventional Cab	4975510	—	—	66878	—	—
1980-73	C Chassis - Conventional Cab	3192892 22012096 22012169	— — —	— — —	— — —	66878 66878 66878	— — —
1980-73	C, M Chassis - Conventional Cab	4940606 4975467 4975494 22007750 22012095 22012166	— — — — — —	— — — — — —	— 66886 66886 66886 — —	66833 — — — 66833 66833	— — — — — —
1980-73	C, T Chassis - Conventional & Tilt Cab w/ 5000 & 7000 lb. Axle	3192890 4940606 4940662 4975497 22002293 22007701 22007751 22012095	— — — — — — — —	— — — — — — — —	66833 66833 66833 66833 66833 66833 66833 66833	— — — — — — — —	— — — — — — — —
1980-73	R Chassis - Rear Engine Bus	5552451 5552452 5552456 22012090 22012091	— — — — —	— — — — —	65407 — — 65407 —	— 65476 65471 — 65476	— — — — —
1976-75	C, M Chassis - Conventional Cab	4975510	—	—	66878	—	—
1976-75	C, M Chassis - Conventional Cab w/ 9000 & 12000 lb. Axle	4975511	—	—	66913	—	—
1975-73	C, M Chassis - Conventional Cab w/ 5000 & 7000 lb. Axle	4975467 4975494 22007750	— — —	— — —	66886 66886 66886	— — —	— — —
1975-73	C, M Chassis - Conventional Cab w/ 9000 & 12000 lb. Axle	3192890 4940606 4975497 22002293 22007751 22012095	— — — — — —	— — — — — —	66833 66833 66833 66833 66833 66833	— — — — — —	— — — — — —
1972-71	All — Exc. Tilt Cab	3192892 22012096	— —	— —	66878 66878	— —	— —
1972-71	Conventional Cab & Tilt Cab w/ 9000 & 11000 lb. Axles	4940606 22012095	— —	— —	— —	66833 66833	— —





TRUCKS, TRAILERS AND SUSPENSIONS		OEM	STANDARD		GAS		CAB SHOCK
							
CHEVROLET — C-Series/Kodiak (Inc. C40-C70 & C4500-C8500) — Continued							
1972-71	TDM 4 Cycle Detroit Diesel w/Tandem Axle — Exc. Tilt Cab	4940606 22012095	— —	— —	— —	66833 66833	— —
1972-69	All — Exc. Tilt Cab	3192892 22012096	— —	— —	66878 66878	66878 66878	— —
1972-66	72" BBC Steel Tilt Cab w/ V-6 2 Cycle Diesel Engine	3171462 3192890 22012095	— — —	— — —	66833 66833 66833	— — —	— — —
1972-66	72" BBC Steel Tilt Cab w/ V-6 2 Cycle Diesel Engine 17201 and 17221 Axle	3192892 22012096	— —	— —	— —	66878 66878	— —
1972-66	72" BBC Steel Tilt Cab w/ V-6 2 Cycle Diesel Engine 19101 and 19201 Axle	4940600	—	—	—	66638	—
1972-66	92" BBC Conventional Cab	3171068 3192657 4940614 4963853 4963854	— — — — —	— — — — —	66841 66841 66841 66841 66841	— — — — —	— — — — —
1972-66	92" BBC Conventional Cab w/ 7000 & 9000 lb. Axles — Exc. 2-Leaf Softride	3171069 22046483	— —	— —	65439 65439	— —	— —
1972-66	Conventional Cab w/ Tapered 2-Leaf Softride 7000 & 9000 lb. Rating and F070, F090, F120 Axle (7000, 9000, & 12000 lb.)	3171068 3192657 4940614 4963854 4964853	— — — — —	— — — — —	66841 66841 66841 66841 66841	— — — — —	— — — — —
1972-66	Conventional Cab w/ Tapered 2-Leaf Softride 11000 lb. Rating and F120 Axle (12000 lb.)	3171069 22046483	— —	— —	65439 65439	— —	— —
1970-69	All — Exc. Tilt Cab	3192892 22012096	— —	— —	— —	66878 66878	— —
1970-69	D-D Forward Control w/ 9000 & 11000 lb. Axles — Exc. Tilt Cab	3192892 22012096	— —	— —	66878 66878	— —	— —
1970-69	D-D Forward Control w/ Tilt Cab	4940606 22012095	— —	— —	66833 66833	— —	— —
1969-68	9000 & 11000 lb. Axles — Exc. Tilt Cab	4940606 22012095	— —	— —	66833 66833	— —	— —
1969-66	72" BBC Steel Tilt Cab	5544060	—	—	65471	—	—
1968	Cowl — Exc. School Bus	3192892 22012096	— —	— —	66878 66878	— —	— —
1968-67	TDM 4 Cycle Detroit Diesel w/Tandem Axle — Exc. Tilt Cab	3192892 22012096	— —	— —	— —	66878 66878	— —
1968-63	All — Exc. M, V, W Tandem Models and 92" BBC Conventional Cab	—	—	—	66833	66878	—
1968-63	C-40, P-40, C-50, T-50, M-50, C-60, T-60, M-60	—	—	—	66833	66878	—
1968-63	M, V, W Tandem Models	—	—	—	66833	—	—
1962	Truck and School Bus w/ I-Beam Axle — Exc. Tandem Rear	—	—	—	65471	66878	—
1962-60	Standard and Heavy Duty Truck (2 Ton)	—	—	—	—	66878	—
CHEVROLET — T-Series (T5500, T6500, T7500, T8500)							
2009-06	15000lb, 17000lb, 19000lb, 21000lb axel	—	—	—	—	65169	—
2009-06	19000lb, 21000lb, 23000lb axel	—	—	—	—	65169	—
2007-03	Tilt Cab (Steering Axle)	15123676 15174898 88982682	— — —	— — —	65161 65161 65161	— — —	— — —
2002-97	Tilt Cab (Steering Axle) FL1 Axle 8103 lbs. — Exc. Low Profile	22064805 22064805 22165188 22165188	— — — —	— — — —	65468 66434 65468 66434	— — — —	— — — —
2002-97	Tilt Cab (Steering Axle) FL1 Axle Low Profile	22064804 22165187	— —	— —	65413 65413	— —	— —





TRUCKS, TRAILERS AND SUSPENSIONS		OEM	STANDARD		GAS		CAB SHOCK
							
CHEVROLET — T-Series (T5500, T6500, T7500, T8500) — Continued							
2002-97	Tilt Cab (Steering Axle) FL2 Axle 11025 lbs.	22064807 22166442	—	—	65468 65468	—	—
2002-97	Tilt Cab (Steering Axle) FL3 Axle 14575 lbs.	22064806 22165189	—	—	65468 65468	—	—
2002-97	Tilt Cab (Drive Axle) w/ 13500, 15000 lb. Taperleaf Springs	22064231	—	—	—	65414	—
2002-97	Tilt Cab (Drive Axle) w/ 15000, 23500 lb. Multileaf Springs	22064232	—	—	—	66626	—
2002-97	Tilt Cab (Drive Axle) w/ 16900 lb. Taperleaf Springs	22064489	—	—	—	65469	—
2002-97	Tilt Cab (Drive Axle) w/ 23000 lb. Taperleaf Springs	22064233	—	—	—	65413	—
2002-97	Tilt Cab (Drive Axle) w/ Hendrickson Air Suspension	12474917 15740554	—	—	—	65420 65420	—
2002-97	Tilt Cab (Drive Axle) w/ Hendrickson Air Suspension (23000 lb.)	12474915 15963161	—	—	—	65479 65479	—
1980-73	T, W Chassis - 72" BBC Steel Tilt Cab (4 x 2) w/ V-6 Diesel Engine	4940606 4975497 22007751 22012095	—	—	66833 66833 66833 66833	—	—
1980-73	T, W Chassis - 72" BBC Steel Tilt Cab w/ V-6 Gas Engine	5552452 22012091	—	—	65407 65407	—	—
1980-70	T, W Chassis - 72" BBC Steel Tilt Cab w/ V-6 Gas Engine	5552452 22012091	—	—	65407 65407	—	—
CHEVROLET — W Series (Isuzu)							
2003-89	W7T Series (Drive Axle)	1516302150	—	—	—	65154	—
2003- Jun 88	W5 Series (Steering Axle)	1516302191	—	—	66601	—	—
1997-92	W4 Series (Steering Axle)	1516302000	—	—	66675	—	—
1996- Oct 89	W6 Series (Drive Axle)	1516301670	—	—	—	66605	—
1996-86	W7H, W7M Series (Steering Axle)	1516301600 1516302000 1516302171	—	—	66625 66675 66677	—	—
1996-86	W7M Series (Drive Axle)	1516301670	—	—	—	66605	—
Sep 95- 93	W4 Series (Steering Axle) (Gas) w/ 11000 lb. Suspension — Inc. ABS Bracket	8972019600 97201960	—	—	66717 66717	—	—
Sep 95- 93	W4 Series (Steering Axle) (Gas) w/ 13000 lb. Suspension — Inc. ABS Bracket	8970830290 97083029	—	—	66653 66653	—	—
Sep 95- 93	W4 Series (Drive Axle) (Gas)	9516306662 94033786	—	—	—	66618 66618	—
Jun 95- 87	W4 Series (Steering Axle) (Diesel) w/ 13000 lb. Suspension	8970830290 97083029	—	—	66653 66653	—	—
Jun 95- 86	W4 Series (Steering Axle) (Diesel) — Exc. w/ 13000 lb. Suspension	8972019600 97201960	—	—	66717 66717	—	—
Jun 95- 86	W4 Series (Drive Axle) (Diesel)	9516306662 94033786	—	—	—	66618 66618	—
1993-86	W4 Series (Steering Axle)	8944549860 8944549870 9516306471	—	—	66717 66717 66717	—	—
1992-89	W4 Series Flatlow (Steering Axle)	9516306471	—	—	66717	—	—
1992-89	W4 Series Flatlow (Drive Axle)	9516306660	—	—	—	66618	—
1992-87	W7T Series (Steering Axle)	1516301803	—	—	66625	—	—
1991-87	W6 Series (Steering Axle)	1516302171	—	—	66677	—	—
1991-86	W6 Series (Steering Axle)	1516301681	—	—	66639	—	—
1990-88	W7T Series (Steering Axle)	1516301600	—	—	66625	—	—
May 88- 88	W5 Series (Steering Axle)	1516302171	—	—	66677	—	—

TRUCKS, TRAILERS AND SUSPENSIONS		OEM	STANDARD		GAS		CAB SHOCK
							
CLARK EQUIPMENT							
—	Air Suspension Model 130885	5532675	—	—	—	65471	—
—	Ross Carrier	355778 680042	— —	— —	65463 65463	65463 65463	— —
CRANE CARRIER							
—	O.E. Number	277A1 277A8 277A9 277A12 277A13 277A14 680091	— — — — — — —	— — — — — — —	65449 65407 65449 65439 65471 65439 65407	— — — — — — —	— — — — — — —
CUNHA PRODUCTS OHD							
—	6000, 7000 Series Truck Dolly w/ Air Suspension	CP5222	—	—	65446	—	—
CUSH CORPORATION							
—	Trailer Axle	OE11494	—	—	—	65493	—
DANA AXLES							
—	Kit Contains Shock & Mounting Kit w/ Shock SR1VJ100	SR1JA102	—	—	—	65511	—
DIAMOND REO							
—	C054 & C088 w/ FH & FL Axle	—	—	—	65449	—	—
—	C90 & C90D Series	220552 220557	— —	— —	65439 65439	— —	— —
—	C101 Series	220552 220557	— —	— —	65439 65439	— —	— —
—	C114 & C116 Series w/ FH & FL Axle	220552 220557	— —	— —	65439 65439	— —	— —
—	CF Series	220558	—	—	66957	—	—
—	DC101 Series	220552 220557	— —	— —	65439 65439	— —	— —
—	O.E. Number	220552 220557	— —	— —	65439 65439	— —	— —
—	Velvet Ride Suspension	—	—	74001	—	—	—
DIAMOND T							
—	O.E. Number	5549925	—	—	65439	—	—
DODGE — 4500 and 5500							
2008-07	All	52014061AA 52014077AB	— —	— —	65164 —	— 65165	— —
DODGE — C; CN; NC - Low Cab Forward 4 x 2							
1978-63	CN-800, CN-900, CN-950, CN-1000, NC-900 and NC-1000	—	—	—	66810	34853	—
1978-61	C-700, C-800, C-850, C-1000	—	—	—	66810	34853	—
DODGE — CT; CNT; NCT - Low Cab Forward 6 x 4							
1978-63	CT-700, CT-800, CT-900, CT-950, CNT-800, CNT-900, CNT-950, NCT-800 & NCT-900	—	—	—	66810	34853	—
DODGE — D Series - Conventional Cab 4 x 2							
1978-74	D-500, D-600, D-700, D-800	3633643 3732778	— —	— —	— 66859	34853 —	— —
1973	D-500, D-600, D-800	2516009 —	— —	— —	— 66810	34853 —	— —
1971-61	D-400, D-500, D-600, D-700 and D-800 — Exc. Axle #H141	—	—	—	66810	34853	—





TRUCKS, TRAILERS AND SUSPENSIONS		OEM	STANDARD		GAS		CAB SHOCK	
								
DODGE — D Series - Conventional Cab 4 x 2 — Continued								
—	D-600 Wayne Sweeper	2557281 2560382	— —	— —	66810 66810	— —	— —	
DODGE — DN, DNT - Conventional 6 x 4								
1975-74	DN-1000, DNT-1000	2825521	—	—	66859	—	—	
DODGE — LN & LNT - Conventional Cab								
1978-63	L-600, L-700	2825520 3633643	— —	— —	66810 —	— 34853	— —	
1978-63	LN-1000; LV-1000; NL-1000; VL-900 and VL-1000	2516009 2825520	— —	— —	— 66810	34853 —	— —	
1972-64	LN, LV Series	2516009 2825521	— —	— —	— 66859	34853 —	— —	
DODGE — LNT; LVT; NLT; VLT - Tilt Cab 6 x 4								
1972-64	LNT, LVT Series	2825521 3633643	— —	— —	66859 —	— 34853	— —	
1971-61	LNT-1000; LVT-1000; NLT-1000; VLT-900 and VLT-1000	—	—	—	66810	—	—	
DODGE — LS; LT - Steel Tilt Cab								
1975-73	LS-1000, LT-1000	2825520 3633643	— —	— —	66810 —	— 34853	— —	
DODGE — P-Models - Forward Control								
1982-72	P-300	—	—	—	66859	66858	—	
1982-69	P-200	—	—	—	34853	66812	—	
1978-63	P-400	—	—	—	66810	34853	—	
1971-63	PC-500 and PC-600; PD-500 and PD-600	—	—	—	66810	34853	—	
1968-61	P-200	—	—	—	—	66812	—	
DODGE — W-Series and Power Wagons								
1978-74	W-600 Series	3633643 3732778	— —	— —	— 66859	34853 —	— —	
1973	W-600 Series	—	—	—	34853	34853	—	
1972-61	W-500, WT-500 Power Wagon	—	—	—	34853	34853	—	
DUPLEX								
—	O.E. Number	76043371 59024	— —	— —	66636 66636	66636 66636	— —	
DURA SUSPENSION								
—	O.E. Number	76043371 59024 59030 665133 665267 1080099	— — — — — —	— — — — — —	— — — — — —	66636 66636 66893 66893 66636 66893	— — — — — —	
EAST TRAILER								
—	Hendrickson HT-230 Air Suspension	A20002 A20126	— —	— —	— —	65416 65416	— —	
—	Neway, Hendrickson (Turner) or Reyco Suspension	—	—	—	■100■	—	—	
FORD — AeroMax Series - Aerodynamically Styled Conventional Cab								
1998-96	AeroMax 9500 (113" & 122" BBC) Series (Cab Shock) w/ O.E. Number	F6HT5K407AB F7HT5K407BA F8HT5K407AA	— — —	— — —	— — —	— — —	66193 66193 66195	





■100■ Check to see which Suspension is on the Trailer. Then see the correct Suspension Manufacturer listed in the Axle Suspension section.





TRUCKS, TRAILERS AND SUSPENSIONS		OEM	STANDARD		GAS		CAB SHOCK
							
FORD — AeroMax Series - Aerodynamically Styled Conventional Cab — Continued							
1997-96	AeroMax 9500 (113" & 122" BBC) Series w/ 8500, 9000 lb. 54" Multileaf Spring	F6HT18045JB F6HT18045JC XC4518045AA	— — —	— — —	66670 66670 66670	— — —	— — —
1997-96	AeroMax 9500 (113" & 122" BBC) Series w/ 8500, 9000 lb. 54" Taperleaf Springs	F6HT18045HB F6HT18045HC	— —	— —	65123 65123	— —	— —
1997-96	AeroMax 9500 (113" & 122" BBC) Series w/ 10000 lb. 54" Multileaf Spring	F6HT18045KA	—	—	66670	—	—
1997-96	AeroMax 9500 (113" & 122" BBC) Series w/ 10000, 12000 lb. 54" Taperleaf Springs	F6HT18045AC	—	—	65123	—	—
1997-96	AeroMax 9500 (113" & 122" BBC) Series w/ 12000 lb. 60" Taperleaf Spring	F6HT18045EB F6HT18045EC	— —	— —	65429 65429	— —	— —
1997-96	AeroMax 9500 (113" & 122" BBC) Series w/ 12000, 13200 lb. 54" Multileaf Springs	F6HT18045BC	—	—	66646	—	—
1997-96	AeroMax 9500 (113" & 122" BBC) Series w/ 13200, 14600 lb. 54" Taperleaf Spring	F6HT18045GB F6HT18045GC	— —	— —	65429 65429	— —	— —
1997-96	AeroMax 9500 (113" & 122" BBC) Series w/ 14000, 15000, 17500 lb. Multileaf Spring	XC4518080AA	—	—	—	65103	—
1997-96	AeroMax 9500 (113" & 122" BBC) Series w/ 14600, 16000 lb. 54" Multileaf Springs	F6HT18045CC	—	—	66668	—	—
1997-96	AeroMax 9500 (113" & 122" BBC) Series w/ 17500, 19000, 23000 lb. 46" Taperleaf Spring	F4HT18080AB	—	—	—	65103	—
1997-96	AeroMax 9500 (113" & 122" BBC) Series w/ 21000, 23000 lb. 46" Taperleaf Spring	F4HT18080BA	—	—	—	65102	—
1997-96	AeroMax 9500 (113" & 122" BBC) Series w/ 21000, 23000 lb. 52" Taperleaf Spring	F6HT18080JA	—	—	—	65102	—
1997-96	AeroMax 9500 (113" & 122" BBC) Series w/ 23000 lb. 52" Taperleaf Softride Spring	F6HT18080CA	—	—	—	65103	—
1997-96	AeroMax 9500 (113" & 122" BBC) Series w/ Hendrickson HA-210 & HA-230 Rear Air Suspension	4790228 F6HT18080FC	— —	— —	— —	65420 65420	— —
1997-96	AeroMax 9500 (113" & 122" BBC) Series w/ Hendrickson HAS-40LH Air Suspension	572412 F6HT18080DA F6HZ18125B	— — —	— — —	— — —	65480 65480 65480	— — —
1997-96	AeroMax 9500 (113" & 122" BBC) Series w/ Neway AD123 Rear Air Suspension	90045099 F6HT18080EA	— —	— —	— —	65418 65418	— —
1996	AeroMax 8000 (LA-8000) Series w/ 12000, 13000 lb. Axles	F6HT18045LA	—	—	65456	—	—
1996	AeroMax 8000 (LA-8000) Series w/ 16000 lb. Multileaf Spring	F6HS18045AA	—	—	65467	—	—
1996-91	AeroMax 106 (LA-9000, LTA-9000) & 120 (LLA-9000, LTLA-9000) Series w/ 4000, 4500, 5400, 6000, 7200 lb. Multileaf Spring	F1HT18045CB	—	—	66630	—	—
1996-91	AeroMax 106 (LA-9000, LTA-9000) & 120 (LLA-9000, LTLA-9000) Series w/ 4500, 5400, 6000, 7200, 10000 lb. Multileaf Spring	F1HT18045CA	—	—	66860	—	—
1996-91	AeroMax 106 (LA-9000, LTA-9000) & 120 (LLA-9000, LTLA-9000) Series w/ 4500, 5400, 6500 lb. 58" Taperleaf Spring	F1HT18045HB	—	—	65111	—	—
1996-91	AeroMax 106 (LA-9000, LTA-9000) & 120 (LLA-9000, LTLA-9000) Series w/ Hendrickson Air Suspension	4790228	—	—	—	65420	—
1996-91	AeroMax 8000 (LA-8000) Series w/ 52" Taperleaf Spring	F1HT18045EA F1HT18045EB	— —	— —	65112 65112	— —	— —
1996-91	AeroMax 8000 (LA-8000) Series w/ 4000, 4500, 5400, 6000, 7200 lb. Multileaf Spring	F1HT18045CB	—	—	66630	—	—
1996-91	AeroMax 8000 (LA-8000) Series w/ 4500, 5400, 6000, 7200, 10000 lb. Multileaf Spring	F1HT18045CA	—	—	66860	—	—
1996-91	AeroMax 8000 (LA-8000) Series w/ Hendrickson Air Suspension	4790228	—	—	—	65420	—
—	AeroMax (Cab Shock) w/ Link Cab Suspension	12010012	—	—	—	—	66178

TRUCKS, TRAILERS AND SUSPENSIONS		OEM	STANDARD		GAS		CAB SHOCK	
								
FORD — C & CT Series - Tilt Cab								
1990-80	C-600, C-700, C-7000, C-800, C-8000, CT-800, CT-8000 w/ 3100 lb. Spring and 7000 lb Axle	D7HT18045JA	—	—	66860	—	—	
1990-80	C-600, C-700, C-7000, C-800, CT-800, CT-8000 w/ 4040, 5400 lb. Springs and 7000, 9000, 12000 lb. Axles	D2EF18045AA	—	—	66811	—	—	
1979-76	C-600, C-700, C-750, C-800, C-900, CT-800, CT-900	D2EF18045AA D7KF18045EA	— —	— —	66811 66811	— —	— —	
1979-72	C-750, C-800, C-850, C-900, CT-750, CT-800, CT-850 CT-900 w/ 9000, 11000, 12000 & 15000 lb. Axle	D2KF18045AA	—	—	66811	—	—	
1975-72	C-800, C-850, C-900, CT-800, CT-850, CT-900 w/ 11000, 12000 lb. Axles	D1TF18045LA	—	—	66811	—	—	
1973-71	C-500, C-550, C-600, C-650, C-700, C-750 w/ 6000 & 7000 lb. Axle	D1TF18045LA	—	—	66811	—	—	
1971-69	C-800, C-850, C-900, CT-800, CT-850, CT-900, CT-950 w/ 9000, 11000, 12000 & 15000 lb. Axle	C8HA18045A	—	—	66811	—	—	
1969-67	C-600, C-650, C-700, C-750, C-800, C-850, C-1000 w/ 7000, 9000, 11000, 12000, 15000 lb. Axles — Exc. with 175" Wheel Base	D2HF18045CA	—	—	66860	—	—	
1969-67	C-600, C-650, C-700, C-750, C-800, C-850, C-1000 w/ 7000, 9000, 11000, 12000, 15000 lb. Axles and 175" Wheel Base	C8HA18045A	—	—	66811	—	—	
1967-64	C-550, C-600 w/ 6000 lb. Axle — Exc. with Power Steering	C6PF18077A	—	—	34803	—	—	
1967-64	C-550, C-600 w/ 6000 lb. Axle and Power Steering	C2TA18045A	—	—	66841	—	—	
1967-64	C-550, C-600, C-650, C-700, C-750	C6PF18077F	—	—	—	66957	—	
1966-64	C-700/1100, CT-700/1100 w/ 7000, 9000, 11000, 15000 lb. Axles	D2HF18045CA	—	—	66860	—	—	
FORD — CF Series								
1997-96	CF-7000, CF-8000, CFT-8000 with 16000 lb. Multileaf Spring	F6HS18045AA	—	—	65467	—	—	
1997-92	CF-7000, CF-8000, CFT-8000	F2HT18045BA F2HT18045CA F6HT18045LA —	— — — —	— — — —	65463 65463 65456 —	— — — 65471 ¹³	— — — —	
1994-92	CF-7000 (Cab Shock) w/ O.E. Number	F2HT5K407AA	—	—	—	—	66120	
1994-86	CF-600, CF-700 (Brazilian Built)	E5HT18045AA E5HT18080DA E5HT18080EA	— — —	— — —	65463 — —	— 65446 65446	— — —	
1990-86	CF-7000 (Brazilian Built)	87HU18045AA E5HT18045AA —	— — —	— — —	65463 65463 —	— — 65471 ¹³	— — —	
FORD — CL & CLT Series - Highway Tractor Tilt Cab								
1991-90	CL-9000, CLT-9000 w/ Hendrickson Air Suspension	4790213	—	—	—	65479	—	
1991-90	CL-9000, CLT-9000 w/ Multileaf Spring	F1HT18045NA	—	—	65463	—	—	
1991-78	CL-9000, CLT-9000	D7HT18045NA	—	—	65463	—	—	
1990-78	CL-9000, CLT-9000 w/ Rear Tandem Axle with Neway Suspension	D7HA18080AA	—	—	—	66638	—	
1989-78	CL-9000, CLT-9000 (Cab Shock) w/ O.E. Number	D8HT18A160AB	—	—	—	—	66110	
1989-78	CL-9000, CLT-9000 w/ Single Rear Axle Suspension	D4HA18080AA	—	—	—	66894	—	
FORD — F-Series - Conventional Cab								
2007-05	F-650 Standard & F-750 Standard	3553628C1	—	—	65487	—	—	
2007-05	F-650, F-750	3584116C1	—	—	65155	—	—	
2007-05	F-650, F-750 Low Profile	3578858C1	—	—	—	65488	—	
2003-02	F-650 8500 lb. Axles	—	—	—	65142	—	—	

13 RB-502 Kit is required to install this unit.

TRUCKS, TRAILERS AND SUSPENSIONS		OEM	STANDARD		GAS		CAB SHOCK
							
FORD — F-Series - Conventional Cab — Continued							
2003-00	F-650, F-750 w/ 12000 lb Axle	F81A18045PD F81A18080ZC F81Z18124PA	— — —	— — —	65142 — 65142	— 65116 —	— — —
2003-98	F-650, F-750	F81A18045PD F81A18080ZC XC3518045AD XC3518045JA	— — — —	— — — —	65142 — 65142 65142	— 65116 — —	— — — —
2003-98	F-650, F-750 w/ Hendrickson HAS190 Rear Air Suspension	1C4418080AA	—	—	—	65481	—
1997-96	F-700 w/ Multileaf Spring	F6HT18045AA	—	—	65123	—	—
1997-94	F-700, F-800 LPO (Low Profile Vehicle)	F2HT18045DA F2HT18080DA	— —	— —	65111 —	— 65474	— —
1997-94	F-700, F-800 w/ 52" Multileaf Spring	F4HT18045CB	—	—	66629	—	—
1997-94	F-700, F-800 w/ 10000, 12000 Taperleaf Spring	F4HT18045DA	—	—	65122	—	—
1997-94	F-700, F-800 with 2700, 3300, 3800, 4000 lb Springs and with 6000, 7000, 8500, 9000 lb Axles	F4HT18045AB F4HT18045AC	— —	— —	65401 65401	— —	— —
1997-94	F-700, F-800 with 4500, 6000 lb Taperleaf Springs and with 10000, 13200 lb Axles	F4HT18045CB	—	—	66629	—	—
1997-94	F-700, F-800 with 6000 lb Multileaf Spring and with 12000 lb Axle	F4HT18045CB	—	—	66629	—	—
1997-94	F-700, F-800 with 15000, 17500, 19000 lb Taperleaf Springs	F4HT18080AA F4HT18080AB	— —	— —	— —	65103 65103	— —
1997-94	F-700, F-800 with 21000 lb Taperleaf Spring	F4HT18080BA	—	—	—	65102	—
1997-90	F-700, F-800	E6HT18080AA	—	—	—	65103	—
1994-Sep 92	F-600, F-700 LPO (Low Profile Vehicle)	E9HS18045AA	—	—	65411	—	—
1994-80	F-600, F-6000, F-700, F-7000, F-800, F-8000, FT-700, FT-800, FT-8000 — Exc. 9000 lb. Axle with H.D. Suspension & 12000 lb. Axle	E0HT18045AA	—	—	66861	—	—
Aug 92-89	F-600, F-700 LPO (Low Profile Vehicle)	E9HS18045AA E9HS18080AA	— —	— —	65411 —	— 65464	— —
1990	F-700, F-800 w/ Multileaf Spring	F1HT18045AA	—	—	65411	—	—
1990-88	F-600, F-700, F-800	E8HS18080AA	—	—	—	65104	—
1990-86	F-600, F-700, F-800	E6HT18080AA	—	—	—	65103	—
1990-83	F-600, F-6000, F-700, F-7000, F-800, F-8000, FT-700, FT-800, FT-8000 w/ 9000 lb. Axle with H.D. Suspension & 12000 lb. Axle	D2HF18045AA D7HT18045CA	— —	— —	66863 66863	— —	— —
1990-80	F-600, F-700, F-800 w/ 13000 & 15000 lb. Rear Axles	D7HT18080BA	—	—	—	66957	—
1990-80	F-600, F-700, F-800 w/ 17000 & 18000 lb. Rear Axles	D7HF18080AA D7HT18080DA	— —	— —	— —	66891 66891	— —
1989-86	F-600, F-700 LPO (Low Profile Vehicle)	F6HT18045MA	—	—	65111	—	—
1979-78	F-800 w/ 9000 lb. Axle	D2EF18045AA D7HT18045BA	— —	— —	66811 66811	— —	— —
1979-76	F-700	D2TF18045AA	—	—	66811	—	—
1979-76	F-800	D2HT18080HA D2TF18045AA D2TF18045GA D7HT18045GA D7HT18080BA	— — — — —	— — — — —	— 66811 66860 66860 —	66957 — — — 66957	— — — — —
1979-73	F-700 (Diesel), F-750 w/ 9000 lb. Axle	D2EF18045AA D7HT18045BA	— —	— —	66811 66811	— —	— —
1979-71	F-600 (4 x 4)	D2HT18045GA D2TF18045GA	— —	— —	66860 66860	— —	— —
1979-70	F-600, F-650, F-700, F-750 w/ 5500, 6000, 7000 & 9000 lb. Axles	D2HT18045GA D2TF18045GA	— —	— —	66860 66860	— —	— —

TRUCKS, TRAILERS AND SUSPENSIONS		OEM	STANDARD		GAS		CAB SHOCK	
								
FORD — F-Series - Conventional Cab — Continued								
1979-64	F-600, F-650, F-700, F-750	C7PF18077A D2TF18080HA D7HT18080BA	— — —	— — —	— — —	66957 66957 66957	— — —	
1977-70	F-500	D2HT18045GA D2TF18045GA	— —	— —	66860 66860	— —	— —	
1977-64	F-500	C7PF18077A D2TF18080HA	— —	— —	— —	66957 66957	— —	
1972-71	F-700 (Diesel), F-750 w/ 9000 lb. Axle	D2HF18045CA	—	—	66860	—	—	
1970	F-700 w/ 9000 lb. Axle	D2HF18045CA	—	—	66860	—	—	
1969-67	F-600, F-650, F-700, F-750 w/ 5500, 6000, 7000 & 9000 lb. Axles	C8TA18045AA	—	—	34900	—	—	
1969-64	F-600, F-700, F-750 w/ 6000 & 7000 lb. Axle	C2TA18045A	—	—	66841	—	—	
1969-64	F-800, F-850, F-900, F-950 w/ 6000 & 7000 lb. Axle — Exc. Diesel	C1TT18045C	—	—	66811	—	—	
1969-64	F-800, F-850, F-900, F-950, F-1000 w/ 6000, 7000, 9000, 11000, 12000, 15000, 18000 lb. Axles	C1TT18045C C6PF18077DL	— —	— —	66811 66811	— —	— —	
1969-64	F-950, F-1000, F-1100 Diesel w/ 7000 lb. Axle	C6PF18077DN	—	—	66863	—	—	
1967-64	F-600, F-700, F-750	C7PF18077A	—	—	—	66957	—	
1966-64	F-800, F-850, F-900, F-950, F-1000 w/ 11000 CP Axle — Exc. Diesel	C1TT18045D	—	—	34821	—	—	
1966-64	F-1000 Diesel w/ 11000, 12000 lb. Axles	C1TT18045D	—	—	34821	—	—	
1966-64	F-1000 w/ 15000 lb. Axle	C1TT18045D	—	—	34821	—	—	
FORD — FT-Series - Conventional Cab								
1997-96	FT-900 w/ Multileaf Spring	F6HT18045AA	—	—	65123	—	—	
1997-94	FT-900 (Low Profile Vehicle)	F2HT18080DA —	— —	— —	— 65111	65474 —	— —	
1997-94	FT-900 w/ 52" Multileaf Spring	F4HT18045CB	—	—	66629	—	—	
1997-94	FT-900 w/ 10000, 12000 Taperleaf Spring	F4HT18045DA	—	—	65122	—	—	
1997-94	FT-900 with 2700, 3300, 3800, 4000 lb Springs and with 6000, 7000, 8500, 9000 lb Axles	F4HT18045AB	—	—	65401	—	—	
1997-94	FT-900 with 4500, 6000 lb Taperleaf Springs and with 10000, 13200 lb Axles	F4HT18045CB	—	—	66629	—	—	
1997-94	FT-900 with 6000 lb Multileaf Spring and with 12000 lb Axle	F4HT18045CB	—	—	66629	—	—	
1997-94	FT-900 with 14600 lb Multileaf Spring	F4HT18045EA	—	—	65482	—	—	
1997-94	FT-900 with 15000, 17500, 19000 lb Taperleaf Springs	F4HT18080AB	—	—	—	65103	—	
1997-94	FT-900 with 21000 lb Taperleaf Spring	F4HT18080BA	—	—	—	65102	—	
1997-90	FT-900	E6HT18080AA	—	—	—	65103	—	
1994- Sep 92	FT-900 (Low Profile Vehicle)	E9HS18045AA	—	—	65411	—	—	
1994-91	FT-900 with 4500, 5000, 6000 lb Springs and with 10000, 11000, 12000 lb Axles	F1HT18045AA	—	—	65411	—	—	
1994-90	FT-900 w/ 9000 lb. Axle with H.D. Suspension & 12000 lb. Axle	E9HS18045AA	—	—	65411	—	—	
Aug 92- 90	FT-900 (Low Profile Vehicle)	E9HS18045AA E9HS18080AA	— —	— —	65411 —	— 65464	— —	
FORD — H and HT Series - Hi-Tilt Cab								
1966-61	HT-950 w/ 12000 & 15000 lb. Axle	—	—	—	66863	—	—	
1963-61	HT-950 w/ 11000 lb. Axle	—	—	—	66863	—	—	
FORD — L, LT, LTS - Conventional Cab								
1997-94	L-8000, L-9000, LT-8000, LT-9000 w/ 21000, 23000 lb. 46" Taperleaf Spring	F4HT18080BA	—	—	—	65102	—	

TRUCKS, TRAILERS AND SUSPENSIONS		OEM	STANDARD		GAS		CAB SHOCK
							
FORD — L, LT, LTS - Conventional Cab — Continued							
1997-91	L-8000, L-9000, LT-8000, LT-9000 w/ 52" Taperleaf Spring	F1HT18045GA F1HT18045GB	— —	— —	65111 65114	— —	— —
1997-91	L-8000, L-9000, LT-8000, LT-9000 w/ 58" Parabolic Taperleaf Spring	F1HT18045RA F1HT18045RB	— —	— —	65112 65112	— —	— —
1997-91	L-8000, L-9000, LT-8000, LT-9000 w/ Multileaf Spring	F1HT18045DA	—	—	66811	—	—
1997-91	L-8000, L-9000, LT-8000, LT-9000 with 4000, 4500, 5400, 6000, 7200 lb Multileaf Springs and with 9000, 10000, 12000, 16000 lb Axles	F1HT18045CB	—	—	66630	—	—
1997-91	L-8000, L-9000, LT-8000, LT-9000 with 4500, 5400, 6000, 7200, 10000 lb Multileaf Springs and with 10000, 12000, 13200, 16000 lb Axles	F1HT18045DB	—	—	66860	—	—
1990-73	L-800, L-850, L-900, L-9000, LT-800, LT-850, LT-880, LT-900, LT-9000, LTS-800, LTS-850, LTS-900 w/ 7000, 9000, 12000, 16000 lb. Axles	D2HF18045BA D7HT18045DA	— —	— —	66861 66861	— —	— —
1990-73	L-800, L-8000, L-900, L-9000, LT-800, LT-880, LT-8000, LT-900, LT-9000 w/ 7000, 9000, 12000 lb. Axles	D2KF18045AA D7HF18045FA	— —	— —	66811 66811	— —	— —
1990-73	LTS-800, LTS-850, LTS-900, LTS-9000 w/ 16000 lb. Axle	D0HA18045E D2HF18045DA D7HT18045EA	— — —	— — —	66811 66811 66811	— — —	— — —
1985-73	L-800, L-8000, L-900, L-9000, LT-800, LT-880, LT-8000, LT-900, LT-9000, LTS-8000, LTS-900, LTS-9000 w/ 7000, 9000, 12000, 16000 lb. Axles	D2HF18045AA D2HT18045CA	— —	— —	66863 66863	— —	— —
1981-76	L-800	D2EF18045AA D7HT18045BA	— —	— —	66811 66811	— —	— —
—	L-8000, L-9000, LT-8000, LT-9000 w/ Hendrickson Air Suspension	4790213	—	—	—	65479	—

FORD — LL, LTL - Conventional Cab

1997-91	LL-9000 with 4000, 4500, 5400, 6000, 7200 lb Multileaf Springs and with 9000, 10000, 12000, 16000 lb Axles	F1HT18045CB F1HT18045KB	— —	— —	66630 65111	— —	— —
1997-91	LL-9000 with 4500, 5000, 6000 lb Springs and with 10000, 11000, 12000 lb Axles	F1HT18045DB	—	—	66860	—	—
1985-80	LTL-900, LTL-9000 w/ 7000, 9000, 12000 lb. Axles	D2HF18045AA	—	—	66863	—	—

FORD — LN & LNT - Conventional Cab

1997-94	LN-7000, LN-8000, LN-9000, LNT-8000, LNT-9000 w/ 21000, 23000 lb. 46" Taperleaf Spring	F4HT18080BA	—	—	—	65102	—
1997-91	LN-7000, LN-8000, LN-9000, LNT-8000, LNT-9000 w/ 52" Taperleaf Spring	F1HT18045GA F1HT18045GB	— —	— —	65111 65114	— —	— —
1997-91	LN-7000, LN-8000, LN-9000, LNT-8000, LNT-9000 w/ 58" Parabolic Taperleaf Spring	F1HT18045RA F1HT18045RB	— —	— —	65112 65112	— —	— —
1997-91	LN-7000, LN-8000, LN-9000, LNT-8000, LNT-9000 w/ Multileaf Spring	F1HT18045DA	—	—	66811	—	—
1997-91	LN-7000, LN-8000, LN-9000, LNT-8000, LNT-9000 with 4000, 4500, 5400, 6000, 7200 lb Multileaf Springs and with 9000, 10000, 12000, 16000 lb Axles	F1HT18045CB	—	—	66630	—	—
1997-91	LN-7000, LN-8000, LN-9000, LNT-8000, LNT-9000 with 4500, 5400, 6000, 7200, 10000 lb Multileaf Springs and with 10000, 12000, 13200, 16000 lb Axles	F1HT18045DB	—	—	66860	—	—
1990-80	LN-600, LN-700, LN-750 w/ 11000, 13000, 15000, 17000 lb. Axles	D7HT18080BA	—	—	—	66957	—
1990-80	LN-600, LN-700, LN-7000, LN-800, LN-8000, LNT-800, LNT-8000 w/ 3000, 3300 lb. Springs and 5000, 5500, 6000, 7000 lb. Axles	D7HT18045GA	—	—	66860	—	—
1990-80	LN-600, LN-700, LN-7000, LN-800, LN-8000, LNT-800, LNT-8000 w/ 4400 lb. Spring and 7000, 9000 lb. Axles	D2EF18045AA	—	—	66811	—	—





TRUCKS, TRAILERS AND SUSPENSIONS		OEM	STANDARD		GAS		CAB SHOCK
							





FORD — LN & LNT - Conventional Cab — Continued





1990-70	LN-800, LN-850, LN-8000, LN-900, LN-900, LN-9000, LNT-800, LNT-850, LNT-880, LNT-8000, LNT-900, LNT-9000 w/ 6000, 7000, 9000, 12000, 16000 lb. Axles	D2HF18045BA D7HT18045DA	— —	— —	66861 66861	— —	— —
1981-76	LN-800, LN-8000, LN-900, LN-9000, LNT-800, LNT-880, LNT-8000, LNT-900, LNT-9000	D2HF18045AA D7HT18045CA	— —	— —	66863 66863	— —	— —
1979-76	LN-600, LN-650, LN-700, LN-800	D2EF18045AA D7HT18045BA	— —	— —	66811 66811	— —	— —
1979-72	LN-600, LN-650, LN-700, LN-750 w/ 11000, 13000, 15000, 17000 lb. Axles	D2TF18080HA	—	—	—	66957	—
1979-70	LN-600, LN-650, LN-700, LN-750 w/ 5000, 5500, 6000 & 7000 lb. Axles	D7HT18045GA	—	—	66860	—	—
1977-76	LN-800, LN-8000, LN-900, LN-9000, LNT-800, LNT-880, LNT-8000, LNT-900, LNT-9000	D2KF18045AA	—	—	66811	—	—
1975-70	LN-700, LN-750 Diesel w/ 9000 lb. Axle	C1TT18045C D2EF18045AA	— —	— —	66811 66811	— —	— —
1972	LN-500, LN-550 w/ 11000, 13000, 15000, 17000 lb. Axles	D2TF18080HA	—	—	—	66957	—
1972-70	LN-500, LN-550 w/ 5000, 5500, 6000 & 7000 lb. Axles	D2TF18045GA	—	—	66860	—	—
1971-70	LNT-800, LNT-850, LNT-900 w/ 7000, 9000, 12000 lb. Axles	—	—	—	66863	—	—
—	LN-7000, LN-8000, LN-9000, LNT-8000, LNT-9000 w/ Hendrickson Air Suspension	4790213	—	—	—	65479	—





FORD — Louisville Series - Conventional Cab





1997-96	8500 (101" BBC), 9500 (113" & 122" BBC) Series w/ 8500, 9000 lb. 54" Multileaf Spring	F6HT18045JB F6HT18045JC	— —	— —	66670 66670	— —	— —
1997-96	8500 (101" BBC), 9500 (113" & 122" BBC) Series w/ 8500, 9000 lb. 54" Taperleaf Springs	F6HT18045HB F6HT18045HC	— —	— —	65123 65123	— —	— —
1997-96	8500 (101" BBC), 9500 (113" & 122" BBC) Series w/ 10000 lb. 54" Multileaf Spring	F6HT18045KA	—	—	66670	—	—
1997-96	8500 (101" BBC), 9500 (113" & 122" BBC) Series w/ 10000, 12000 lb. 54" Taperleaf Springs	F6HT18045AC	—	—	65123	—	—
1997-96	8500 (101" BBC), 9500 (113" & 122" BBC) Series w/ 12000 lb. 60" Taperleaf Spring	F6HT18045EB F6HT18045EC	— —	— —	65429 65429	— —	— —
1997-96	8500 (101" BBC), 9500 (113" & 122" BBC) Series w/ 12000, 13200 lb. 54" Multileaf Springs	F6HT18045BC	—	—	66646	—	—
1997-96	8500 (101" BBC), 9500 (113" & 122" BBC) Series w/ 13200, 14600 lb. 54" Taperleaf Spring	F6HT18045GB F6HT18045GC	— —	— —	65429 65429	— —	— —
1997-96	8500 (101" BBC), 9500 (113" & 122" BBC) Series w/ 14000, 15000, 17500 lb. Multileaf Spring	XC4518080AA	—	—	—	65103	—
1997-96	8500 (101" BBC), 9500 (113" & 122" BBC) Series w/ 14600, 16000 lb. 54" Multileaf Springs	F6HT18045CC	—	—	66668	—	—
1997-96	8500 (101" BBC), 9500 (113" & 122" BBC) Series w/ 17500, 19000, 23000 lb. 46" Taperleaf Spring	F4HT18080AB	—	—	—	65103	—
1997-96	8500 (101" BBC), 9500 (113" & 122" BBC) Series w/ 21000, 23000 lb. 46" Taperleaf Spring	F4HT18080BA	—	—	—	65102	—
1997-96	8500 (101" BBC), 9500 (113" & 122" BBC) Series w/ 21000, 23000 lb. 52" Taperleaf Spring	F6HT18080JA	—	—	—	65102	—
1997-96	8500 (101" BBC), 9500 (113" & 122" BBC) Series w/ 23000 lb. 52" Taperleaf Softride Spring	F6HT18080CA	—	—	—	65103	—
1997-96	8500 (101" BBC), 9500 (113" & 122" BBC) Series w/ Hendrickson HA-210 & HA-230 Rear Air Suspension	4790228 F6HT18080FC	— —	— —	— —	65420 65420	— —
1997-96	8500 (101" BBC), 9500 (113" & 122" BBC) Series w/ Hendrickson HAS-40LH Air Suspension	572412 F6HT18080DA	— —	— —	— —	65480 65480	— —
1997-96	8500 (101" BBC), 9500 (113" & 122" BBC) Series w/ Neway AD123 Rear Air Suspension	90045099 F6HT18080EA	— —	— —	— —	65418 65418	— —

TRUCKS, TRAILERS AND SUSPENSIONS		OEM	STANDARD		GAS		CAB SHOCK
							
FORD — Low Cab Forward							
—	LCF500 w/ 6,000 GVW	3586706C2	—	—	66408	—	—
—	LCF600 w/ 17,999 to 19,500 GVW	3586902C2	—	—	—	66409	—
FORD — LS & LST - Conventional Cab							
1997-91	LS-8000, LST-8000, LS-9000, LTS-9000 w/ 52" Taperleaf Spring	F1HT18045EB	—	—	65112	—	—
1997-90	LS-8000, LST-8000, LS-9000, LTS-9000 w/ Multileaf Spring	F1HT18045CA	—	—	66860	—	—
1990	LS-8000, LST-8000, LS-9000, LTS-9000 w/ 52" Taperleaf Spring	F1HT18045EA	—	—	65112	—	—
FORD — N and NT 89" BBC Conventional Cab							
1969-67	N-750 w/ 9000 lb. Axle	C1TT18045C	—	—	66811	—	—
1969-67	N-850, N-900, N-950 w/ 6000, 7000, 9000, 11000, 12000 lb. Axles	C1TT18045C	—	—	66811	—	—
1969-67	N-850, N-900, N-950, N-1000, NT-850, NT-900, NT-950, NT-1000 w/ 6000, 7000, 9000, 11000, 12000, 15000, 18000 lb. Axles	C1TT18045D	—	—	66861	—	—
1969-64	N-500, N-550, N-600, N-650, N-700, N-750	C7PF18077A D2TF18080HA	— —	— —	— —	66957 66957	— —
1969-64	N-500, N-550, N-600, N-650, N-700, N-750 w/ 5000, 6000, 7000, & 9000 lb. Axle	D2TF18045GA	—	—	66860	—	—
1969-64	N-800, N-850, N-900 Gas w/ 6000 & 7000 lb. Axle	C6PF18077DL	—	—	66811	—	—
1969-64	N-800, N-850, N-900, N-950 w/ 6000 & 7000 lb. Axle — Exc. Diesel	C1TT18045C	—	—	66811	—	—
1969-64	N-1100 w/ 11000 thru 15000 lb. Axles	C6PF18077DN	—	—	66863	—	—
1967-64	N-600, N-650, N-700, N-750 w/ 6000 & 7000 lb. Axle	C6PF18077DL	—	—	66811	—	—
FORD — P Series-Parcel Delivery							
1979-78	P-600	D7HT18045HA D7HT18080CA	— —	— —	66828 —	— 66957	— —
1976-57	P-350 & 3500	—	—	—	—	66801	—
1976-57	P-400 & 4000 — Exc. H.D. Springs	—	—	—	—	66801	—
1976-57	P-400 & 4000 w/ H.D. Springs	—	—	—	66828	66801	—
1976-57	P-500, P-5000	—	—	—	66828	66957	—
FORD — T Series - Conventional Tandem							
1969-64	T-750, T-800, T-850, T-900, T-950 w/ 6000, 7000, 9000, 11000, 12000, 15000, 18000 lb. Axles	C1TT18045D	—	—	66861	—	—
1969-64	T-750, T-800, T-850, T-900, T-950 w/ 9000 thru 15000 lb. Axles	C1TT18045E C6PF18077DN	— —	— —	66863 66863	— —	— —
FORD — W and WT Series - Hi-Tilt Cab Highway Tractor							
1977-73	W-900, WT-900 w/ 11000, 12000 & 15000 lb. Axle	C6TA18045Y C6TA18045Z	— —	— —	65463 65463	— —	— —
1977-73	W-900, WT-900 w/ Air Suspension	D2HZ18080A D4HA18080AA	— —	— —	— —	66894 66894	— —
1971-66	W-900, W-950, W-1000, WT-900, WT-950, WT-1000 w/ 11000 lb. Axle	D2HA18045E2A D2HA18045E2B	— —	— —	65439 65439	— —	— —
1971-66	W-900, W-950, W-1000, WT-900, WT-950, WT-1000 w/ 12000 & 15000 lb. Axle	C6TA18045Z	—	—	65463	—	—
FREIGHTLINER — Argosy							
—	All (Steering Axle) w/ Low Profile Air Suspension	1013021000 1013021000	— —	— —	65139 66418	— —	— —





TRUCKS, TRAILERS AND SUSPENSIONS		OEM	STANDARD		GAS		CAB SHOCK
							
FREIGHTLINER — Argosy — Continued							
—	All (Steering Axle) w/ Taperleaf Spring Suspension	1012703000 1012703000 1012704000 1012704000	— — — —	— — — —	65139 66418 65139 66418	— — — —	— — — —
—	All (Drive Axle) w/ FAS II Air Suspension	161395200 1613957000 1615817000 680339	— — — —	— — — —	— — — —	65490 65490 65490 65490	— — — —
—	All (Drive Axle) w/ Low Profile Air Suspension	1614259000 1616577000	— —	— —	— —	65489 65489	— —
—	All (Cab Shock) w/ O.E. Number	1837813000	—	—	—	—	66105
FREIGHTLINER — Business Class FL112 - Conventional Truck & Tractor							
—	112 Conventional Series (Steering Axle)	1012046000 1013021000 1013021000	— — —	— — —	65103 65139 66418	— — —	— — —
—	112 Conventional Series (Steering Axle) w/ P2 Chassis	1012470000 1012542000	— —	— —	65138 65435	— —	— —
—	112 Conventional Series (Steering Axle) w/ PE Chassis	1613947000 1613947000	— —	— —	65408 66432	— —	— —
—	112 Conventional Series (Drive Axle) w/ FAS II Air Suspension	1613957000 1615817000	— —	— —	— —	65490 65490	— —
—	112 Conventional Series (Cab Shock) w/ O.E. Number	12011044 12021044	— —	— —	— —	— —	66162 66162
FREIGHTLINER — Business Class M2 Series - Conventional Truck & Tractor							
2013-12	M2 Series (Cab Shock) w/ Air Suspension	1847349000	—	—	—	—	66142
2011-00	M2 Series (Cab Shock) w/ Air Spring Suspension	1847350000	—	—	—	—	66124
—	6,000 to 13,000 GVW	1012388000 1012388000 1012390000 1012390000 1012396000 1012396000	— — — — — —	— — — — — —	65140 66425 65140 66425 65140 66425	— — — — — —	— — — — — —
—	10,000 to 13,000 GVW	1614259000	—	—	—	65489	—
—	M2 Series (Drive Axle) w/ 52" Spring (10000-15000lb.)	1616486000	—	—	—	66407	—
—	M2 Series (Drive Axle) w/ 52" Spring (18000-23000lb.)	1616442000	—	—	—	66407	—
—	M2 Series (Drive Axle) w/ 60" Spring (18000-23000lb.)	1615765000	—	—	—	65153	—
—	M2 Series (Drive Axle) w/ Low Profile Air Suspension (10000-15000lb.)	1614259000 1616577000	— —	— —	— —	65489 65489	— —
FREIGHTLINER — Business Class MB/FL 50, 60, 70, 80 Series - Conventional Truck & Tractor							
—	FL 60, 70 Series (Cab Shock) w/ O.E. Number	1829846000 1830378 1830378000 12020054	— — — —	— — — —	— — — —	— — — —	66147 66118 66118 66104
—	MB/FL 50, 60, 70, 80 Series (Steering Axle) w/ 6,000 - 9,000 lb. Spring	6803230200 654654	— —	— —	66613 66613	— —	— —
—	MB/FL 50, 60, 70, 80 Series (Steering Axle) w/ 9000, 11000, 12000 lb. Spring	6803230300 665538	— —	— —	65482 65482	— —	— —
—	MB/FL 50, 60, 70, 80 Series (Steering Axle) w/ 11000 lb. Spring & Up	6803230300	—	—	65482	—	—
—	MB/FL 50, 60, 70, 80 Series (Drive Axle) w/ 15,000 lb. Spring	6803260000	—	—	—	66615	—
—	MB/FL 50, 60, 70, 80 Series (Drive Axle) w/ FAS Airliner Suspension	1611133000	—	—	—	66957	—
—	MB/FL 50, 60, 70, 80 Series (Drive Axle) w/ FAS II Air Suspension	1613957000 1615817000 680339	— — —	— — —	— — —	65490 65490 65490	— — —





TRUCKS, TRAILERS AND SUSPENSIONS		OEM	STANDARD		GAS		CAB SHOCK
							
FREIGHTLINER — Cargo - FC70 & FC80							
—	FC70 & FC80 (Steering Axle) w/ 6,000 - 9,000 lb. Spring	6803230200 654654	— —	— —	66613 66613	— —	— —
—	FC70 & FC80 (Steering Axle) w/ 11000 - 12000 lb. Spring	6803230300 665538	— —	— —	65482 65482	— —	— —
—	FC70 & FC80 (Drive Axle) w/ FAS II Air Suspension	1613957000 1615817000 680339	— — —	— — —	— — —	65490 65490 65490	— — —
FREIGHTLINER — Century Class C112, C120 - Conventional Truck & Tractor							
—	C112, C120 Long Conventional Series (Steering Axle) w/ 1½ Taperleaf Spring	1013063000 1013063000	— —	— —	65139 66418	— —	— —
—	C112, C120 Long Conventional Series (Steering Axle) w/ Low Profile Suspension	1012703000 1012703000 1012704000 1012704000	— — — —	— — — —	65139 66418 65139 66418	— — — —	— — — —
—	C112, C120 Long Conventional Series (Steering Axle) w/ Taperleaf Spring Suspension	1012542000 1013021000 1013021000	— — —	— — —	65435 65139 66418	— — —	— — —
—	C112, C120 Long Conventional Series (Drive Axle)	1614794000	—	—	—	66403	—
—	C112, C120 Long Conventional Series (Drive Axle) w/ FAS II Air Suspension	1613957000 1615817000 680339	— — —	— — —	— — —	65490 65490 65490	— — —
—	C112, C120 Long Conventional Series (Drive Axle) w/ Low Profile Air Suspension	1614259000	—	—	—	65489	—
—	C112, C120 Long Conventional Series (Cab Shock) w/ O.E. Number	1830378000 1832999000 1832999001 1841762000 1841762001 1841762002	— — — — — —	— — — — — —	— — — — — —	— — — — — —	66118 66118 66122 66122 66121 66122
FREIGHTLINER — Century Class CST112 Series - Tractor							
—	CST112 Conventional Series (Steering Axle) w/ 1½ Taperleaf 12000 lb. Spring	1013211000 1013211000	— —	— —	65148 66433	— —	— —
—	CST112 Conventional Series (Cab Shock) w/ O.E. Number	1841762000 1841762001 1841762002	— — —	— — —	— — —	— — —	66122 66121 66122
FREIGHTLINER — Classic & Classic XL							
—	All (Steering Axle) w/ 1½ Taperleaf 12000 lb. Spring	1013211000 1013211000	— —	— —	65148 66433	— —	— —
—	All (Drive Axle) w/ FAS II Air Suspension	1613957000 1613957003 1615817000 680339	— — — —	— — — —	— — — —	65490 65490 65490 65490	— — — —
—	Classic Series (Steering Axle)	1012032002	—	—	65103	—	—
—	Classic Series (Cab Shock) w/ O.E. Number	1829846000	—	—	—	—	66147
—	Classic XL Series (Steering Axle)	1012032004 70029 680009	— — —	— — —	65103 65407 65471	— — —	— — —
FREIGHTLINER — Columbia							
—	All (Steering Axle)	1013063000 1013063000	— —	— —	65139 66418	— —	— —
—	All (Steering Axle) w/ 1½ Taperleaf 12000 lb. Spring	1013211000 1013211000	— —	— —	65148 66433	— —	— —





TRUCKS, TRAILERS AND SUSPENSIONS		OEM	STANDARD		GAS		CAB SHOCK	
								
FREIGHTLINER — Columbia — Continued								
—	All (Drive Axle) w/ FAS II Air Suspension	1613957000 1613957003 1615817000 680339	— — — —	— — — —	— — — —	65490 65490 65490 65490	— — — —	
—	All (Cab Shock) w/ O.E. Number	1829846000 1841762000	— —	— —	— —	— —	66147 66122	
FREIGHTLINER — Coronado								
—	All (Steering Axle) w/ 1½ Taperleaf 12000 lb. Spring	1013211000 1013211000	— —	— —	65148 66433	— —	— —	
—	All (Drive Axle) w/ FAS II Air Suspension	1613957000 1613957003 1615817000 680339	— — — —	— — — —	— — — —	65490 65490 65490 65490	— — — —	
—	All (Cab Shock) w/ O.E. Number	1841762000 1841762001 1841762002	— — —	— — —	— — —	— — —	66122 66121 66122	
—	M-Line Walk In Van (Steering Axle) MT-FD 16 (UPS Truck)	P117146	—	—	66691	—	—	
FREIGHTLINER — Custom Chassis								
—	M-Line Walk In Van (Drive Axle) MT-FD 16 (UPS Truck)	P117099	—	—	—	66692	—	
—	MB55 (Steering Axle)	1617684000	—	—	66648	—	—	
—	MC Chassis (Steering Axle)	654918 P117146	— —	— —	66691 66691	— —	— —	
—	MC Chassis (Drive Axle)	P117099	—	—	—	66692	—	
—	MP14 & MP19 Chassis	1615475000 654958 P117253	— — —	— — —	66697 66697 66697	— — —	— — —	
—	MT45 Walk In Van (Steering Axle) w/ 35" Front Spring w/ 38" Front Spring	1615474000 1615473000 1615089000	— — —	— — —	66402 66402 66697	— — —	— — —	
—	MT45 Walk In Van (Drive Axle)	1614562000 1615064000 1615394000	— — —	— — —	— — —	555012 66405 66615	— — —	
—	MT55 Walk In Van (Steering Axle) w/ 35" Front Spring w/ 38" Front Spring	1617684000 1615473000 1615089000	— — —	— — —	66648 66402 66697	— — —	— — —	
—	MT55 Walk In Van (Drive Axle)	1615436000 1615705000 1615934000 1616262000 1616542000	— — — — —	— — — — —	— — — — —	66403 66692 66692 66692 66403	— — — — —	
—	MT55G (Drive Axle)	1615089000 1619933000	— —	— —	66697 —	— 66444	— —	
FREIGHTLINER — FLA, FLB Series - COE Truck & Tractor								
—	COE Series (Steering Axle)	1012030002 1012032000 1012032001 1012032002 1012032003 1012032004 70042 535228 680009	— — — — — — — — —	— — — — — — — — —	65103 65103 65103 65103 65103 65103 65103 65103 65103	— — — — — — — — —	— — — — — — — — —	





TRUCKS, TRAILERS AND SUSPENSIONS		OEM	STANDARD		GAS		CAB SHOCK
							
FREIGHTLINER — FLA, FLB Series - COE Truck & Tractor — Continued							
—	COE Series (Drive Axle) w/ Airliner Rolling Lobe Spring Air Suspension	1613947000 1613947000 6813260400 6813260400	— — — —	— — — —	— — — —	65408 66432 65408 66432	— — — —
—	COE Series (Drive Axle) w/ Convoluted Spring Air Suspension	1612117000	—	—	—	65407	—
—	COE Series (Drive Axle) w/ FAS II Air Suspension	1613957000 1615817000 680339	— — —	— — —	— — —	65490 65490 65490	— — —
—	COE Series (Drive Axle) w/ Rear Air Suspension	16106800 16106880 535227 650224 651352 660235 665236	— — — — — — —	— — — — — — —	— — — — — — —	66716 66957 66957 66957 66716 66716 66957	— — — — — — —
—	COE Series (Tag Axle) w/ Neway Air Suspension	90044162	—	—	—	66893	—
—	COE Series (Cab Shock) w/ O.E. Number	6818910205 12020054	— —	— —	— —	— —	66112 66104





FREIGHTLINER — FLC & FLD Series - 112 & 120 Conventional Truck & Tractor							
—	112 Conventional Series (Steering Axle)	1012030002 1012032000 1012032001 1012032002 1012032003 1012032004 6813230900	— — — — — — —	— — — — — — —	65103 65103 65103 65103 65103 65103 66658	— — — — — — —	— — — — — — —
—	112 Conventional Series (Steering Axle) w/ Low Profile Air Suspension	1013021000 1013021000	— —	— —	65139 66418	— —	— —
—	112 Conventional Series (Drive Axle) w/ Airliner Rolling Lobe Spring Air Suspension	1613947000 1613947000 6813260400 6813260400	— — — —	— — — —	— — — —	65408 66432 65408 66432	— — — —
—	112 Conventional Series (Drive Axle) w/ Convoluted Spring Air Suspension	1612117000	—	—	—	65407	—
—	112 Conventional Series (Drive Axle) w/ FAS II Air Suspension	1613957000 1615817000 680339	— — —	— — —	— — —	65490 65490 65490	— — —
—	112 Conventional Series (Drive Axle) w/ Low Profile Air Suspension	1614259000	—	—	—	65489	—
—	112 Conventional Series (Drive Axle) w/ Rear Air Suspension	16106800 16106880 535227 650224 651352 660235 665236	— — — — — — —	— — — — — — —	— — — — — — —	66716 66957 66957 66957 66716 66716 66957	— — — — — — —
—	112 Conventional Series (Tag Axle) w/ Neway Air Suspension	90044162	—	—	—	66893	—
—	112 Conventional Series (Cab Shock) w/ Link Cab Suspension	12010012 12011043 12011044 12020012 12021043 12021044	— — — — — —	— — — — — —	— — — — — —	— — — — — —	66178 66162 66162 66178 66162 66162





TRUCKS, TRAILERS AND SUSPENSIONS		OEM	STANDARD		GAS		CAB SHOCK
							
FREIGHTLINER — FLC & FLD Series - 112 & 120 Conventional Truck & Tractor — Continued							
—	112 & 120 Conventional Series (Cab Shock) w/ O.E. Number	1829846000 1841762001 1860765000 12021043 12021044	— — — — —	— — — — —	— — — — —	— — — — —	66147 66121 66162 66162 66162
—	120 Conventional Series (Steering Axle)	1012030002 1012032000 1012032001 1012032002 70042 535228 680009	— — — — — — —	— — — — — — —	65103 65103 65103 65103 65103 65103 65103	— — — — — — —	— — — — — — —
—	120 Conventional Series (Steering Axle) w/ Low Profile Air Suspension	1013021000 1013021000	— —	— —	65139 66418	— —	— —
—	120 Conventional Series (Drive Axle) w/ Airliner Rolling Lobe Spring Air Suspension	1613947000 1613947000 6813260400 6813260400	— — — —	— — — —	— — — —	65408 66432 65408 66432	— — — —
—	120 Conventional Series (Drive Axle) w/ Convoluted Spring Air Suspension	1612117000	—	—	—	65407	—
—	120 Conventional Series (Drive Axle) w/ FAS II Air Suspension	1613957000	—	—	—	65490	—
—	120 Conventional Series (Drive Axle) w/ Low Profile Air Suspension	1614259000	—	—	—	65489	—
—	120 Conventional Series (Drive Axle) w/ Rear Air Suspension	16106880 535227 650224 651352 660235 665236	— — — — — —	— — — — — —	— — — — — —	66957 66957 66957 66716 66716 66957	— — — — — —
—	120 Conventional Series (Tag Axle) w/ Neway Air Suspension	90044162	—	—	—	66893	—
FREIGHTLINER — Legacy							
—	All (Steering Axle)	6813230900	—	—	66658	—	—
—	All (Drive Axle) w/ FAS II Air Suspension	1613957000 1613957003 1615817000 680339	— — — —	— — — —	— — — —	65490 65490 65490 65490	— — — —
FRUEHAUF SUSPENSION							
—	Air Suspension	680298 UCE1295001 UCE1295901 UCE8339901 UCF8339001 UCF8339002	— — — — — —	— — — — — —	— — — — — —	65421 65410 65410 65421 65421 65421	— — — — — —
—	Lift Axle	UCE9399001	—	—	—	66833	—
—	L Suspension	UCD6216001	—	—	—	66893	—
—	NT Suspension w/ Drop Frame	680298 UCE8339901 UCF8339001 UCF8339002	— — — —	— — — —	— — — —	65421 65421 65421 65421	— — — —
—	O.E. Number	5352858 UCA01113 UCA5431 UCD6216001 UEY1124001	— — — — —	— — — — —	— — — — —	65442 65455 65442 66893 66878	— — — — —
—	T Suspension	UCE1295001 UCE1295901	— —	— —	— —	65410 —	— —





TRUCKS, TRAILERS AND SUSPENSIONS		OEM	STANDARD		GAS		CAB SHOCK
							
FRUEHAUF SUSPENSION — Continued							
—	W24T1 Suspension	UCE2983000 UCE2983001	— —	— —	— —	65417 65417	— —
FWD							
—	O.E. Number	450739	—	—	65471	—	—
GENERAL TRAILER CO.							
—	O.E. Number	1201 12608 650147 CC512 CC514	— — — — —	— — — — —	— — — — —	66884 66884 66884 66884 66884	— — — — —
GMC — 3500 Series							
1966-63	Standard and Heavy Duty Truck	—	—	—	66833	66878	—
1962-60	3500	—	—	—	—	66878	—
GMC — 4000 Series							
1966-63	Standard and Heavy Duty Truck	—	—	—	66833	66878	—
1962-60	4000, B-4000, L-4000, S-4000 w/ H-130, H-150, T-150 and 13800 Axle	—	—	—	—	66878	—
GMC — 9500 Series							
1989-77	M, N Chassis - 114" BBC Conventional & 108" BBC Aluminum Conventional Cab	3171069 22046483	— —	— —	65439 65439	— —	— —
1989-77	M, N Chassis - 114" BBC Conventional & 108" BBC Aluminum Conventional Cab w/ Rear GM Air-Ride Suspension (4 Req'd.)	3171069 22046483	— —	— —	— —	65455 65455	— —
1989-73	D, F Chassis - 54" BBC Aluminum Tilt Cab	3171069 22012065 22046483	— — —	— — —	65439 65439 65439	— — —	— — —
1989-73	D, F Chassis - 54" BBC Aluminum Tilt Cab w/ Rear GM Air-Ride Suspension (4 Req'd.)	3171069 22012065 22046483	— — —	— — —	— — —	65455 65455 65455	— — —
1989-73	H, J Chassis - 92" BBC Conventional Cab	3171069 22046483	— —	— —	65439 65439	— —	— —
1989-73	H, J Chassis - 92" BBC Conventional Cab w/ Rear GM Air-Ride Suspension (4 Req'd.)	3171069 22012065 22046483	— — —	— — —	— — —	65455 65455 65455	— — —
1980-73	T, W Chassis - 72" BBC Steel Tilt Cab	5552452 22012091	— —	— —	65407 65407	— —	— —
1972	92" BBC Conventional Cab w/ 637, 671, NHC 250 & NH230 Engines	4940614 4963854	— —	— —	66841 66841	— —	— —
1972	92" BBC Conventional Cab w/ V-8 71, NHC 270, NTC 335 & V-8 903 Engines	3171069 22046483	— —	— —	65439 65439	— —	— —
1972	114" BBC Conventional Cab 6 x 4 w/ V-8 903 & NTC 350 Engines	3171069 22046483	— —	— —	65439 65439	— —	— —
1972	114" BBC Conventional Cab w/ V-8 71 Engine	4940614 4963854	— —	— —	66841 66841	— —	— —
1972-66	48" BBC Aluminum Tilt Cab	5552454	—	—	—	—	—
1972-66	54" BBC Aluminum Tilt Cab	3171069 22046483	— —	— —	65439 65439	— —	— —
1972-66	72" BBC Steel Tilt Cab	5552452 22012091	— —	— —	65407 65407	— —	— —
1972-66	92" & 114" BBC Conventional Cab w/ 7000, 9000, 12000 lb. Axles	3171069 22046483	— —	— —	65439 65439	— —	— —
1968-67	Truck and School Bus — Exc. 92" BBC Conventional Cab	—	—	—	66833	66878	—

TRUCKS, TRAILERS AND SUSPENSIONS		OEM	STANDARD		GAS		CAB SHOCK
							
GMC — 9500 Series — Continued							
1968-66	92" BBC Conventional Cab	—	—	—	66841	66878	—
1967	92" & 114" BBC Conventional Cab	3171068	—	—	66841	—	—
		3192657	—	—	66841	—	—
		4940614	—	—	66841	—	—
		4963853	—	—	66841	—	—
		4963854	—	—	66841	—	—
1967	114" BBC Conventional Cab	3171069	—	—	65439	—	—
		22046483	—	—	65439	—	—
GMC — C-Series/Topkick (Inc. C4500-C8500)							
2009-04	C4500 - C5500	—	—	—	—	65172	—
2009-04	C4500 - C8500	—	—	—	—	65173	—
2007-00	PS4620P, 4650P Step Van (Walk-In)	15123676	—	—	65161	—	—
		15174898	—	—	65161	—	—
2007-90	C Chassis - Conventional Cab	15123676	—	—	65161	—	—
		15174898	—	—	65161	—	—
		15887728	—	—	65161	—	—
2002-90	Conventional Cab (Steering Axle)	15588554	—	—	65161	—	—
		22064230	—	—	66628 65161 66628	—	—
2002-90	Conventional Cab (Drive Axle) w/ 13500, 15000 lb. Taperleaf Springs	22064231	—	—	—	65414	—
2002-90	Conventional Cab (Drive Axle) w/ 15000, 23500 lb. Multileaf Springs	22064232	—	—	—	66626	—
2002-90	Conventional Cab (Drive Axle) w/ 16900 lb. Taperleaf Springs	22064489	—	—	—	65469	—
2002-90	Conventional Cab (Drive Axle) w/ 23000 lb. Taperleaf Springs	22064233	—	—	—	65413	—
2002-90	Conventional Cab (Drive Axle) w/ Hendrickson Air Suspension	12474917	—	—	—	65420	—
		15740554	—	—	—	65420	—
2002-90	Conventional Cab (Drive Axle) w/ Hendrickson Air Suspension (21000 lb. & 23000 lb.)	12474915	—	—	—	65479	—
		15963161	—	—	—	65479	—
1996-90	C Chassis - Conventional Cab	15588554	—	—	65161	—	—
		22064230	—	—	66628 65161 66628	—	—
1996-90	C Chassis - Conventional Cab with 11000, 13500, 15000 lb Taperleaf Springs	22064231	—	—	—	65414	—
1996-90	C Chassis - Conventional Cab with 15000, 19000, 21000 lb Multileaf Springs	22064232	—	—	—	66626	—
		22064432	—	—	—	65108	—
1996-90	C Chassis - Conventional Cab with 16900 lb Taperleaf Spring (Low Profile Vehicle)	22064489	—	—	—	65469	—
1996-90	C Chassis - Conventional Cab with 19000, 21000 lb Taperleaf Springs	22064233	—	—	—	65413	—
1996-90	C Chassis - Conventional Cab with 21000 lb Taperleaf Spring	22064489	—	—	—	65469	—
1996-90	C Chassis - Conventional Cab with 21000 lb Taperleaf Spring (Low Profile Vehicle)	22064402	—	—	—	65415	—
1989-79	C Chassis - Conventional Cab	22002295	—	—	66913	—	—
		22007753	—	—	66913	—	—
		22017530	—	—	66913	—	—
		22017531	—	—	66913	—	—

TRUCKS, TRAILERS AND SUSPENSIONS		OEM	STANDARD		GAS		CAB SHOCK
							
GMC — C-Series/Topkick (Inc. C4500-C8500) — Continued							
1989-79	C, M Chassis - 97" BBC Conventional Cab	22002294 22002295 22007752 22007753 22017530 22017531	— — — — — —	— — — — — —	34912 66913 34912 66913 66913 66913	— — — — — —	— — — — — —
1989-79	C, M Chassis - 97" BBC Conventional Cab w/ 18,500, 20,800 & 23,000 lb. Rear Axles	22012095 22012166	— —	— —	— —	66833 66833	— —
1989-76	C Chassis - Conventional Cab	22002294 22007752 22012096 22012196	— — — —	— — — —	66637 66637 — —	— — 66878 66878	— — — —
1989-76	C, M Chassis - Conventional Cab	22002294 22007752 22052236	— — —	— — —	34912 34912 65116	— — —	— — —
1989-76	C, M Chassis - Conventional Cab w/ 9000 & 12000 lb. Axle	22002295 22017530 22017531	— — —	— — —	66913 66913 66913	— — —	— — —
1989-73	C Chassis - Conventional Cab	22012095 22012166	— —	— —	— —	66833 66833	— —
1989-73	C Chassis - Conventional Cab — Exc. with 18,500, 20,800, & 23,000 lb. Rear Axles	3192892 22012096 22012169	— — —	— — —	— — —	66878 66878 66878	— — —
1989-73	C Chassis - Conventional Cab w/ 18,500, 20,800 & 23,000 lb. Rear Axles	4940606 22012095 22012166	— — —	— — —	— — —	66833 66833 66833	— — —
1986-73	H, J, M Chassis - 92" & 114" BBC Conventional Cab	3171069 22046483	— —	— —	65455 65455	— —	— —
1982-79	H, J Chassis - 92" BBC Conventional Cab 4 x 2 w/ Air Suspension	3171069 22012065 22046483	— — —	— — —	— — —	65455 65455 65455	— — —
1982-79	H, J Chassis - 92" BBC Conventional Cab 4 x 2 w/ F090 & F120 Axles	3171069 22012065 22046483	— — —	— — —	— — —	65455 65455 65455	— — —
1981-79	C, M Chassis - 97" BBC Conventional Cab — Exc. with 18,500, 20,800, & 23,000 lb. Rear Axles	22012096 22012169	— —	— —	— —	66878 66878	— —
1981-78	H, J Chassis - 92" BBC Conventional Cab	4963854 4984526	— —	— —	66841 66841	— —	— —
1981-73	H, J Chassis - 92" BBC Conventional Cab w/ V-6, V-8 Gas Engine	4940614 4963854	— —	— —	66841 66841	— —	— —
1980-78	PS4620P, 4650P Step Van (Walk-In)	22002293 22007751	— —	— —	66833 66833	— —	— —
1980-77	H, J Chassis - 92" BBC Conventional Cab	4963854 4984526	— —	— —	66841 66841	— —	— —
1980-75	C Chassis - Conventional Cab	4975510	—	—	66878	—	—
1980-73	C Chassis - Conventional Cab	3192892 4975467 4975494 22007750 22012096 22012169	— — — — — —	— — — — — —	— 66886 66886 66886 — —	66878 — — — 66878 66878	— — — — — —
1980-73	C, M Chassis - Conventional Cab	4940606 22012095 22012166	— — —	— — —	— — —	66833 66833 66833	— — —

TRUCKS, TRAILERS AND SUSPENSIONS		OEM	STANDARD		GAS		CAB SHOCK
							
GMC — C-Series/Topkick (Inc. C4500-C8500) — Continued							
1980-73	C, T Chassis - Conventional & Tilt Cab w/ 5000 & 7000 lb. Axle	3192890 4940606 4940662 4975497 22002293 22007701 22007751 22012095	— — — — — — — —	— — — — — — — —	66833 66833 66833 66833 66833 66833 66833 66833	— — — — — — — —	— — — — — — — —
1980-73	H, J, M Chassis - 92" & 114" BBC Conventional Cab	3171069 22046483	— —	— —	65439 65439	— —	— —
1980-73	R Chassis - Rear Engine Bus	5552451 5552452 5552456 22012090 22012091	— — — — —	— — — — —	65407 — — 65407 —	— 65476 65471 — 65476	— — — — —
1980-72	PS4620P, 4650P Step Van (Walk-In)	3192892 22012096	— —	— —	— —	66878 66878	— —
1977	PS4620P, 4650P Step Van (Walk-In)	22012095 22012096 22012166 22012169	— — — —	— — — —	66833 66878 66833 66878	— — — —	— — — —
1976-75	C, M Chassis - Conventional Cab	4975510	—	—	66878	—	—
1976-75	C, M Chassis - Conventional Cab w/ 9000 & 12000 lb. Axle	4975511	—	—	66913	—	—
1976-72	PS4620P, 4650P Step Van (Walk-In)	3192890 4940606 4975497 22002293 22007701 22007751 22012095	— — — — — — —	— — — — — — —	66833 66833 66833 66833 66833 66833 66833	— — — — — — —	— — — — — — —
1975-73	C Chassis - Conventional Cab w/ 5000 & 7000 lb. Axle	4975467 4975494 22007750	— — —	— — —	66886 66886 66886	— — —	— — —
1975-73	C, M Chassis - Conventional Cab w/ 9000 & 12000 lb. Axle	3192890 4940606 4975497 22007751 22012095	— — — — —	— — — — —	66833 66833 66833 66833 66833	— — — — —	— — — — —
1972-70	72" BBC Tilt Cab w/ Air Brakes — Exc. Gas Engine	3171462 4940606 22012095	— — —	— — —	66833 66833 66833	— — —	— — —
1972-70	72" BBC Tilt Cab w/ Air Brakes & Gas Engine	5552452 22012091	— —	— —	65407 65407	— —	— —
1972-66	72" BBC Tilt Cab	5544060	—	—	65471	—	—
1972-66	72" BBC Tilt Cab w/ V-6 2 Cycle Diesel Engine 19101 and 19201 Axle	4940600	—	—	—	66894	—
1972-66	72" BBC Tilt Cab w/ V-6 Diesel 2 Cycle Engine 17221 Axle	3192892 22012096	— —	— —	— —	66878 66878	— —
1972-66	92" BBC Conventional Cab w/ 7000 & 9000 lb. Axles	3171069 22046483	— —	— —	65439 65439	— —	— —
1972-66	92" BBC Conventional Cab w/ Tapered 2-Leaf Softride 7000 & 9000 lb. Rating and F070, F090, F120 Axle (7000, 9000, & 12000 lb.)	3171068 3192657 4940614 4963853 4963854	— — — — —	— — — — —	66841 66841 66841 66841 66841	— — — — —	— — — — —
1972-66	92" BBC Conventional Cab w/ Tapered 2-Leaf Softride 11000 lb. Rating and F120 Axle (12000 lb.)	3171069 22046483	— —	— —	65439 65439	— —	— —
1972-66	CE-4500, CS-4500 Conventional Cab w/ V-8 Gas or In-line 6 Gas Engines	3192892 22012096	— —	— —	66878 66878	66878 66878	— —

TRUCKS, TRAILERS AND SUSPENSIONS		OEM	STANDARD		GAS		CAB SHOCK
							
GMC — C-Series/Topkick (Inc. C4500-C8500) — Continued							
1972-66	CE-5500, CG-5500, CM-5500, CS-5500 Conventional Cab	3192892 22012096	— —	— —	— —	66878 66878	— —
1972-66	CE-5500, CS-5500 Conventional Cab w/ V-8 Gas or In-line 6 Gas Engines	3192891 3192892 22012096	— — —	— — —	66878 66878 66878	— — —	— — —
1972-66	CE-6500, CM-6500 Conventional Cab w/ V-6 Diesel or V-8 Gas Engines	3192892 22012096	— —	— —	— —	66878 66878	— —
1972-66	CE-6500, ME-6500 Conventional Cab w/ 11000 lb. Axle V-8 Gas Engine	3192890 4940606 22012095	— — —	— — —	66833 66833 66833	— — —	— — —
1972-66	CE-6500, ME-6500 Conventional Cab w/ V-8 Gas Engine — Exc. 11000 lb. Axle	3192891 3192892 22012096	— — —	— — —	66878 66878 66878	— — —	— — —
1972-66	CG-5500, CM-5500, T-5500 Conventional & Tilt Cab w/ V-6 Gas or Diesel Engines	3192890 4940606 22012095	— — —	— — —	66833 66833 66833	— — —	— — —
1972-66	CM-6500, TE-6500, TM-6500 Conventional Cab w/ V-6 Diesel or V-8 Gas Engines	3192890 4940606 22012095	— — —	— — —	66833 66833 66833	— — —	— — —
1972-66	EG-4500, EM-4500, ES-4500 Cab/Cowl w/ V-6 Gas or Diesel or In-line 6 Gas Engines	3171068 3171462 3192657 3192890 4940614 4963853 4963854 22012095	— — — — — — — —	— — — — — — — —	66841 — 66841 — 66841 66841 66841 —	— 66833 — 66833 — — — 66833	— — — — — — — —
1972-66	EG-5500, EM-5500, ES-5500 Cab/Cowl w/ 6 Cyl. Engines	3171068 3171462 3192657 3192890 4940614 4963853 4963854 22012095	— — — — — — — —	— — — — — — — —	66841 — 66841 — 66841 66841 66841 —	— 66833 — 66833 — — — 66833	— — — — — — — —
1972-66	EG-6500, DM-6500, ES-6500 Cab/Cowl w/ V-6 Gas or Diesel or In-line 6 Gas Engines	3171068 3171462 3192657 3192890 4940614 4963853 4963854 22012095	— — — — — — — —	— — — — — — — —	66841 — 66841 — 66841 66841 66841 —	— 66833 — 66833 — — — 66833	— — — — — — — —
1969-66	72" BBC Tilt Cab	3171462 4940606 22012095	— — —	— — —	66833 66833 66833	— — —	— — —
1968-67	Standard and Heavy Duty Truck	—	—	—	66833	66878	—
1968-67	Truck and School Bus — Exc. 92" BBC Conventional Cab	—	—	—	66833	66878	—
1968-66	92" BBC Conventional Cab	3171068 3192657 4940614 4963853 4963854 —	— — — — — —	— — — — — —	66841 66841 66841 66841 66841 —	— — — — — 66878	— — — — — —
1968-63	DBI-7000 w/ FO-90 Axle	—	—	—	65471	—	—
1968-63	DF-7000, DFI-7000, DFW-7000, DFWI-7000	—	—	—	65471	—	—
1968-63	DF-7100, DFW-7100 Model 450M	—	—	—	65471	—	—
1968-63	DW-6000	—	—	—	65407	—	—
1968-63	W-5000, BW-5000, DW-5000	—	—	—	65407	—	—

TRUCKS, TRAILERS AND SUSPENSIONS		OEM	STANDARD		GAS		CAB SHOCK
							
GMC — C-Series/Topkick (Inc. C4500-C8500) — Continued							
1968-63	W-5500	—	—	—	65407	—	—
1968-60	BW-7000, D-7000, DB-7000, DW-7000, DBW-7000, DLW-7000, LW-7000 w/ F-110 & F-150 Axle	—	—	—	65442	—	—
1968-60	L-6000	—	—	—	65449	—	—
1968-60	LW-5500	—	—	—	65449	—	—
1967	92" BBC Conventional Cab	3171068 3192657 4940614 4963853 4963854	— — — — —	— — — — —	66841 66841 66841 66841 66841	— — — — —	— — — — —
1966-63	Standard and Heavy Duty Truck	—	—	—	66833	66878	—
1962-60	5000, B-5000, L-5000 w/ 1618 or 16802 Axle	—	—	—	—	66878	—
GMC — T-Series (T5500, T6500, T7500, T8500)							
2007-03	Tilt Cab (Steering Axle)	15123676 88982682	— —	— —	65161 65161	— —	— —
2002-97	Tilt Cab (Steering Axle) FL1 Axle 8103 lbs. — Exc. Low Profile	22064805 22064805 22165188 22165188	— — — —	— — — —	65468 66434 65468 66434	— — — —	— — — —
2002-97	Tilt Cab (Steering Axle) FL1 Axle Low Profile	22064804 22165187	— —	— —	65413 65413	— —	— —
2002-97	Tilt Cab (Steering Axle) FL2 Axle 11025 lbs.	22064807 22064807 22166442 22166442	— — — —	— — — —	65468 66434 65468 66434	— — — —	— — — —
2002-97	Tilt Cab (Steering Axle) FL3 Axle 14575 lbs.	22064806 22064806 22165189 22165189	— — — —	— — — —	65468 66434 65468 66434	— — — —	— — — —
2002-97	Tilt Cab (Drive Axle) w/ 13500, 15000 lb. Taperleaf Springs	22064231	—	—	—	65414	—
2002-97	Tilt Cab (Drive Axle) w/ 15000, 23500 lb. Multileaf Springs	22064232	—	—	—	66626	—
2002-97	Tilt Cab (Drive Axle) w/ 16900 lb. Taperleaf Springs	22064489	—	—	—	65416	—
2002-97	Tilt Cab (Drive Axle) w/ 23000 lb. Taperleaf Springs	22064233	—	—	—	65413	—
2002-97	Tilt Cab (Drive Axle) w/ Hendrickson Air Suspension	12474917 15740554	— —	— —	— —	65420 65420	— —
2002-97	Tilt Cab (Drive Axle) w/ Hendrickson Air Suspension (23000 lb.)	12474915 15963161	— —	— —	— —	65479 65479	— —
1980-73	T, W Chassis - 72" BBC Steel Tilt Cab w/ V-6 Diesel Engine	4940606 4975497 22007751 22012095	— — — —	— — — —	66833 66833 66833 66833	— — — —	— — — —
1980-73	T, W Chassis - 72" BBC Steel Tilt Cab w/ V-6 Gas Engine	5552452 22012091	— —	— —	65407 65407	— —	— —
GMC — W Series (Isuzu)							
2008-03	W4 Series	8972536200 8972536210	— —	— —	66653 —	— 66653	— —
2003-89	W7T Series (Drive Axle)	1516302150	—	—	—	65154	—
2001-84	W4 Series	8972536510	—	—	—	66618	—
1997-92	W4 Series (Steering Axle)	1516302000	—	—	66675	—	—
1996- Oct 89	W6 Series (Drive Axle)	1516301670	—	—	—	66605	—
1996- Jun 88	W5 Series (Steering Axle)	1516302171	—	—	66677	—	—

TRUCKS, TRAILERS AND SUSPENSIONS		OEM	STANDARD		GAS		CAB SHOCK
							

GMC — W Series (Isuzu) — Continued

1996-86	W7H, W7M Series (Steering Axle)	1516301600 1516301803 1516302000 1516302171	— — — —	— — — —	66625 66625 66675 66677	— — — —	— — — —
1996-86	W7M Series (Steering Axle)	1516301600 1516302171	— —	— —	66625 66677	— —	— —
1996-86	W7M Series (Drive Axle)	1516301670	—	—	—	66605	—
Sep 95-93	W4 Series (Steering Axle) (Gas) w/ 13000 lb. Suspension	8970830290 97083029	— —	— —	66653 66653	— —	— —
Sep 95-93	W4 Series (Drive Axle) (Gas)	9516306662 94033786	— —	— —	— —	66618 66618	— —
Jun 95-87	W4 Series (Steering Axle) (Diesel) w/ 13000 lb. Suspension	8970830290 97083029	— —	— —	66653 66653	— —	— —
Jun 95-86	W4 Series (Steering Axle) (Diesel) — Exc. w/ 13000 lb. Suspension	8972019600 97201960	— —	— —	66717 66717	— —	— —
Jun 95-86	W4 Series (Drive Axle) (Diesel)	9516306662 94033786	— —	— —	— —	66618 66618	— —
1993-86	W4 Series (Steering Axle)	8944549860 8944549870 9516306471	— — —	— — —	66717 66717 66717	— — —	— — —
1993-86	W4500, W5500 Series (Drive Axle)	8972536640	—	—	—	66618	—
1993-86	W4500, W5500 Series (Steering Axle)	—	—	—	66653	—	—
1993-86	W4500, W5500 Series (Steering Axle) — Inc. w/ ABS Brakes	1516302000	—	—	66675	—	—
1992-89	W4 Series Flatlow (Steering Axle)	9516306471	—	—	66717	—	—
1992-89	W4 Series Flatlow (Drive Axle)	8516306660	—	—	—	66618	—
1992-87	W7T Series (Steering Axle)	1516301600 1516301803	— —	— —	66625 66625	— —	— —
1991-88	W7T Series (Steering Axle)	1516301600	—	—	66625	—	—
1991-87	W6 Series (Steering Axle)	1516302171	—	—	66677	—	—
1991-86	W6 Series (Steering Axle)	1516301681	—	—	66639	—	—
May 88-88	W5 Series (Steering Axle)	1516302191	—	—	66601	—	—
1980-79	W Chassis - 72" BBC Steel Tilt Cab	22002293 22007751	— —	— —	66833 66833	— —	— —

GRANNING SUSPENSION (See Tuthill Technologies)

—	O.E. Number	6608 680162	— —	— —	— —	66502 65410	— —
---	-------------	----------------	--------	--------	--------	----------------	--------

GREAT DANE TRAILER

—	Neway, Hendrickson (Turner) or Reyco Suspension	—	—	—	■100■	—	—
—	Reyco Suspension 87	1816301 1816501	— —	— —	— —	66886 66884	— —
—	Reyco Suspension 88	1816401	—	—	—	66833	—





HARDEE MANUFACTURING





—	O.E. Number	8030223 AS789B	— —	— —	— —	66886 66886	— —
---	-------------	-------------------	--------	--------	--------	----------------	--------





HENDRICKSON — Trailer (Turner) Suspension





—	HC190T / HC190U	A20001 S20001	— —	— —	— —	65419 65419	— —
---	-----------------	------------------	--------	--------	--------	----------------	--------





■100■ Check to see which Suspension is on the Trailer. Then see the correct Suspension Manufacturer listed in the Axle Suspension section.





TRUCKS, TRAILERS AND SUSPENSIONS		OEM	STANDARD		GAS		CAB SHOCK	
								
HENDRICKSON — Trailer (Turner) Suspension — Continued								
—	HC230							
	Standard Bushing	A20002	—	—	—	65416	—	
		S20002	—	—	—	65416	—	
	Urethane Bushing	A20889	—	—	—	65416	—	
		S20889	—	—	—	65416	—	
—	HF190T	A20001	—	—	—	65419	—	
		S20001	—	—	—	65419	—	
—	HF230	A20002	—	—	—	65416	—	
		S20002	—	—	—	65416	—	
—	HS190T / HS190U	A20001	—	—	—	65419	—	
		S20001	—	—	—	65419	—	
—	HS230 / HS250U	A20002	—	—	—	65416	—	
		S20002	—	—	—	65416	—	
—	HT190T / HT190U	A20001	—	—	—	65419	—	
		S20001	—	—	—	65419	—	
—	HT230 / HT250U							
	Extended Service	A20126	—	—	—	65416	—	
		B21553	—	—	—	65500	—	
		S20126	—	—	—	65416	—	
		S21553	—	—	—	65500	—	
	Standard Duty	A2160	—	—	—	66886	—	
		A20002	—	—	—	65416	—	
		S20002	—	—	—	65416	—	
	Urethane Bushing	A20889	—	—	—	65416	—	
		S20889	—	—	—	65416	—	
—	HT250 Intraax 5.50" / 6.50" Ride Height Underslug Standard Duty Trailer w/ Air Suspension	A21292	—	—	—	65510	—	
		B23650	—	—	—	65510	—	
—	HT250 Intraax 6.50" / 8.00" Ride Height Underslug Heavy Duty Trailer w/ Air Suspension	B22312	—	—	—	65511	—	
		B23651	—	—	—	65511	—	
		S22312	—	—	—	65511	—	
		S23651	—	—	—	65511	—	
—	HT250 Intraax Underslug Heavy Duty Trailer w/ Air Suspension	B23743	—	—	—	65512	—	
		B25515	—	—	—	65513	—	
		S23743	—	—	—	65512	—	
		S25515	—	—	—	65513	—	
—	HT250 Intraax w/ Air Suspension — Exc. 5.50" / 6.50" Ride Height Underslug Standard Duty Trailer Suspension	B23649	—	—	—	65512	—	
		B23649	—	—	—	66438	—	
		S23649	—	—	—	65512	—	
		S23649	—	—	—	66438	—	
—	HT250T	A2212	—	—	—	65451	—	
		S2212	—	—	—	65451	—	
—	HT300T							
	Extended Service	A20126	—	—	—	65416	—	
		S20126	—	—	—	65416	—	
	Standard Duty	A2160	—	—	—	66886	—	
	Urethane Bushing	A20889	—	—	—	65416	—	
		S20889	—	—	—	65416	—	
—	HT300U							
	Extended Service	A20126	—	—	—	65416	—	
		S20126	—	—	—	65416	—	
—	HTDOLLY							
	(23000 GVW)	A20002	—	—	—	65416	—	
		S20002	—	—	—	65416	—	
	(30000 GVW)	A20126	—	—	—	65416	—	
		S20126	—	—	—	65416	—	
	with bearing	A20001	—	—	—	65419	—	
—	INTRAX	A20002	—	—	—	65416	—	
		S20002	—	—	—	65416	—	





TRUCKS, TRAILERS AND SUSPENSIONS		OEM	STANDARD		GAS		CAB SHOCK
							
HENDRICKSON — Trailer (Turner) Suspension — Continued							
—	MT45 Walk-In Van	A1667 S1667	— —	— —	— —	66893 66893	— —
—	Slider Trailer w/ Air Suspension	B23548 S23548	— —	— —	— —	65509 65509	— —
—	T-6-062, 370, 422 Air Suspension (Underslung)	A1667 S1667	— —	— —	— —	66893 66893	— —
—	T-6-071 Air Suspension (Underslung)	A2212 S2212	— —	— —	— —	65451 65451	— —
—	T-9-084 Air Suspension (Underslung)	A2240 S2240	— —	— —	— —	66894 66894	— —
—	T-9-106, 278, 313 Air Suspension (Underslung)	A4084 S4084	— —	— —	— —	66833 66833	— —
—	T-9-325 Air Suspension (Underslung)	A2218 S2218	— —	— —	— —	66969 66969	— —
—	T-9-390 Air Suspension (Underslung)	A2213 S2213	— —	— —	— —	66638 66638	— —
—	T-9-422 Air Suspension (Underslung)	A1667 S1667	— —	— —	— —	66893 66893	— —
—	T-15-140, 155, 172, 244, 376 Air Suspension (Overslung)	A2218 S2218	— —	— —	— —	66969 66969	— —
—	T-15-324 Air Suspension (Overslung)	A2160 S2160	— —	— —	— —	66886 66886	— —
—	T-17-141, 174, 284 Air Suspension (Overslung)	A2218 S2218	— —	— —	— —	66969 66969	— —
—	T23-US-9-011 Air Suspension (Underslung)	A2213 S2213	— —	— —	— —	66638 66638	— —
—	T30 5" Ride Height	A10348	—	—	—	65459	—
—	TDC-014 (Turner) Air Suspension	A2212 S2212	— —	— —	— —	65451 65451	— —
—	TMB-14-120 (Turner) Air Suspension	A2213 S2213	— —	— —	— —	66638 66638	— —
—	TMB-17-135 (Turner) Air Suspension	A4084 S4084	— —	— —	— —	66833 66833	— —
HENDRICKSON — Truck Suspension							
—	Air Tek (Steering Axle)	58913003 589133C	— —	— —	65530 65530	— —	— —
—	HA Series Air Suspension	479028 4790224 4790228	— — —	— — —	— — —	65412 65420 65420	— — —
	Use on Ford	4790213	—	—	—	65479	—
	Use on Mack	479029 4790220	— —	— —	— —	65481 65411	— —
—	HA-180, -200, -230, -360, -400, -460 (HA-340, -380) Air Ride Suspension						
	New Style	4790213	—	—	—	65479	—
	Old Style	479028	—	—	—	65412	—
—	HAS Air Suspension	4790222 4790225 4790226 573245 579054 579055 598514 598515	— — — — — — — —	— — — — — — — —	— — — — — — — —	65412 65482 65478 65427 65478 65479 65478 65479	— — — — — — — —
—	HAS AL 2 Series Air Suspension	579052 598512	— —	— —	— —	65482 65482	— —





TRUCKS, TRAILERS AND SUSPENSIONS		OEM	STANDARD		GAS		CAB SHOCK	
								
HENDRICKSON — Truck Suspension — Continued								
—	HAS AL Series Air Suspension	579053 598513	—	—	—	65481 65481	—	
—	HAS AL V Series Air Suspension	64080001	—	—	—	65480	—	
—	HAS Tractor w/ Air Suspension	606706 6067012	—	—	—	65505 65506	—	
—	HAS-40LH Air Suspension	60680001 579851 598521	—	—	—	65480 65480 65480	—	
—	HAS-120L	60670010	—	—	—	65479	—	
—	HAS-150L	60670003	—	—	—	65479	—	
—	HAS-190, -210, -230, -360, -400, -402, -460 Air Suspension	60675005 4790224 579051 586231 593051 598511	—	—	—	65483 65420 65484 65483 65485 65484	—	
—	HAS-210, -230 Low Profile Air Suspension	4790219	—	—	—	65411	—	
—	HLP Paralift Auxiliary Lifiable Steerable System	632155 A14496	—	—	—	66502 66502	—	
—	HLU Paralift Ultra Auxiliary Lifiable Steerable System	632155 A14496	—	—	—	66502 66502	—	
—	HN-2 Series Suspension	572413	—	—	—	66648	—	
—	HN-460 Suspension	4790211 —	—	—	—	66886 65505	—	
—	HN2 / HMX HaulMaax Low Profile Tractor w/ Air Suspension	606804 606805 606806 606807	—	—	—	65507 65508 65507 65508	—	
—	HNT Suspension	4790218	—	—	—	65478	—	
—	HS-40LH Air Suspension	572411	—	—	—	65480	—	
—	HS-400 Air Suspension	572412	—	—	—	65480	—	
—	O.E. Number	12738 479023 70018 70021 70088 680091 5554596 AE761643 AE761644 BE761642 BE761643 BE761644	—	—	—	66957 66833 — 65476 65476 65471 65476 65476 65471 66957 65476 65471 66957	—	
—	Para Steer (Steering Axle)	58913003 589133C	—	—	65530 65530	— —	—	
—	Primaax Steele Axle w/ Air Suspension	606573 606574 606577	—	—	65504 65504 65504	— — —	—	
—	RT Air Suspension	573246	—	—	—	65453	—	
—	Sof Tek (Steering Axle)	58913003 589133C	—	—	65530 65530	— —	—	
HINO — EF Series								
2009-05	EF750	—	—	—	—	—	66133	
HINO — FA & FB Series								
2002-98	FA1517	485002750 485302510	—	—	66639 —	— 34802	—	





TRUCKS, TRAILERS AND SUSPENSIONS		OEM	STANDARD		GAS		CAB SHOCK
							
HINO — FA & FB Series — Continued							
2002-98	FB1817	485002750 485302510	— —	— —	66639 —	— 34802	— —
1997-93	FA1415 (FA15), FB1715 (FB15)	485001950 485301910	— —	— —	66639 —	— 34802	— —
1992	FA15, FB15	485001950 485301910	— —	— —	66639 —	— 34802	— —
1991-89	FA14, FB14	485001950 485301910	— —	— —	66639 —	— 34802	— —
HINO — FD Series							
2002	FD2320, FD2320LP	485001801 485301880	— —	— —	66714 —	— 65118	— —
2001-98	FD2220, FD2220LP	485001801 485301880	— —	— —	66714 —	— 65118	— —
1997-93	FD2218, FD2218LP	485001801 485301880	— —	— —	66714 —	— 65118	— —
1992	FD20	485001801	—	—	66714	—	—
1991-88	FD17	485001801 485301880	— —	— —	66714 —	— 65118	— —
1987-86	FD16	485001801 485301880	— —	— —	66714 —	— 65118	— —
HINO — FE Series							
2002-98	FE2620	485001940 485001941 485301900	— — —	— — —	66624 66624 —	— — 66864	— — —
2002-96	FE3020	485001940 485001941 485301900	— — —	— — —	66624 66624 —	— — 66864	— — —
1996-93	FE2618 (FE5H)	485001940 485001941 485301900	— — —	— — —	66624 66624 —	— — 66864	— — —
1993-82	FE20	485001541 485301900	— —	— —	66841 —	— 66864	— —
1993-82	FE23	485001541	—	—	66841	—	—
1991-84	FE17, FE19	485001541 485301900	— —	— —	66841 —	— 66864	— —
1987-86	FE16	485001801 485301890	— —	— —	66714 —	— 66864	— —
HINO — FF Series							
1998	FF3320	485001940 485001941 485301880	— — —	— — —	66624 66624 —	— — 65118	— — —
1998-97	FF3020	485001940 485001941 485301900	— — —	— — —	66624 66624 —	— — 66864	— — —
1997-93	FF3018 (FF5H)	485001940 485001941 485301900	— — —	— — —	66624 66624 —	— — 66864	— — —
1996-93	FF3020 (FF4H)	485001940 485001941 485301900	— — —	— — —	66624 66624 —	— — 66864	— — —
1992	FF20, FF23	485001940 485001941 485301900	— — —	— — —	66624 66624 —	— — 66864	— — —





TRUCKS, TRAILERS AND SUSPENSIONS		OEM	STANDARD		GAS		CAB SHOCK	
								
HINO — FF Series — Continued								
1991-84	FF17, FF19	485001940 485001941 485301900	— — —	— — —	66624 66624 —	— — 66864	— — —	
1989-88	FFC1	485001940 485001941 485301900	— — —	— — —	66624 66624 —	— — 66864	— — —	
1988-87	FFC1	485301900	—	—	—	66864	—	
HINO — FG Series								
1985-84	FG19, FG22	485301900	—	—	—	66864	—	
HINO — GC Series								
1992	GC20	485001801 485302050	— —	— —	66714 —	— 66716	— —	
1991-90	GC17	485001801 485302050	— —	— —	66714 —	— 66716	— —	
HINO — NJ Series								
—	NJ268 w/ Hendrickson Rear Air Drive	6067013 485003720	— —	— —	— 66624	65505 —	— —	
HINO — SG Series								
2003-93	SG3320 SG3323	485301320 485301740 485301920	— — —	— — —	— — —	65149 65149 65149	— — —	
2003-93	SG5523	485301320 485301740 485301920	— — —	— — —	— — —	65149 65149 65149	— — —	
1992-86	SG20 SG17 SG23	485301320 485301740 485301920	— — —	— — —	— — —	65149 65149 65149	— — —	
1992-86	SG221 SG231	485301320 485301740 485301920	— — —	— — —	— — —	65149 65149 65149	— — —	
HOBBS TRAILERS								
—	O.E. Number	680117	—	—	—	65410	—	
HUTCHENS SUSPENSION								
—	1200 MK2 Air Suspension	942300	—	—	—	66893	—	
—	O.E. Number	113800 113900 H1138 H1139	— — — —	— — — —	— — — —	65410 65410 65410 65410	— — — —	
HYSTER EQUIPMENT								
—	Straddle Carrier	73516 650150	— —	— —	66957 66957	66957 66957	— —	
IMT CORP. —								
—	Heavy Duty Steer Axle (1½" Travel)	—	—	—	—	66505	—	
INTERNATIONAL — 405 Series								
—	D-405, DB-405, DC-405, DCO-405, DF-405 & VCO-405 — Exc. Axle Code 02136	426744R91 453576C91	— —	— —	— —	65407 65407	— —	
—	DBF-405, DCF-405, DCOF-405 & VCOF-405 w/ Axle Code 02136	293009C91 426744R91 453576C91 453577C91	— — — —	— — — —	65407 65407 65407 65407	— — — —	— — — —	

TRUCKS, TRAILERS AND SUSPENSIONS		OEM	STANDARD		GAS		CAB SHOCK
							
INTERNATIONAL — 405 Series — Continued							
—	DT-405, DBT-405, DCT-405, DCOT-405 & VCOT-405 — Exc. Axle Code 02136	426744R91 453576C91	— —	— —	65407 65407	— —	— —
—	DT-405, DBT-405, DCT-405, DCOT-405 & VCOT-405 w/ Axle Code 02136	293009C91 426744R91 453576C91 453577C91	— — — —	— — — —	65407 65407 65407 65407	— — — —	— — — —
INTERNATIONAL — 417 Series							
—	DCO-417 & DCOF-417	426744R91 453576C91	— —	— —	65407 65407	— —	— —
INTERNATIONAL — 7600 and 8600 Series							
2009-06	All	—	—	—	—	—	66131
INTERNATIONAL — 8000 and 9000 Series							
2009-01	All	—	—	—	—	—	66139
2009-98	All	—	—	—	—	—	66138
INTERNATIONAL — A, B, AC, and BC Conventional							
—	A-140 (4 x 4)	—	—	—	—	66841	—
—	A-160, B-160, AC-160, BC-160	308649C91 308650C91 453567C91	— — —	— — —	— — —	66841 66841 66841	— — —
—	A-170, B-170, AC-170, BC-170, A-180, B-180 AC-180, BC-180	308646C91 308649C91 308650C91 453567C91	— — — —	— — — —	66828 — — —	— 66841 66841 66841	— — — —
—	AB-140	—	—	—	34803	34803	—
—	AC-170 & BC-170 (4 x 4)	—	—	—	—	66841	—
—	AC-180 & BC-180 (4 x 4)	—	—	—	—	66841	—
—	ACF-170 & BCF-170	308646C91	—	—	66828	—	—
—	BCF-195-D	—	—	—	66957	—	—
—	C-150	308649C91 308668C91 453556C91 453567C91 —	— — — — —	— — — — —	— — — — 34803	66841 66828 66828 66841 —	— — — — —
INTERNATIONAL — Binder							
—	Binder	453556C91 453571C91 467983C91 467985C91 471201C91	— — — — —	— — — — —	66828 — 66828 66828 66828	— 66841 — — —	— — — — —
—	S Series Binder	472367C91	—	—	66921	—	—
INTERNATIONAL — Cargostar							
—	CO-190, COF-190, VCO-190, VCOF-190 & CO-200, DCO-200, VCO-200 & CO-220, VCO-220 & VCO-190 (4 Man Cab) (Steering Axle)	204994R91 210534R92 288920C91 453561C91 453562C91 453565C91 453569C91 467371C91 467372C91	— — — — — — — — —	— — — — — — — — —	66957 66957 66957 66957 66957 66957 66957 66957 66957	— — — — — — — — —	— — — — — — — — —
—	CO-190, VCO-190, CO-200, DCO-200, VCO-200, CO-220, VCO- 220 (Drive Axle) w/ Air Ride Suspension After Chassis No. G-387453	350425C1 462557C91	— —	— —	— —	65410 65410	— —

TRUCKS, TRAILERS AND SUSPENSIONS		OEM	STANDARD		GAS		CAB SHOCK	
								
INTERNATIONAL — Cargostar — Continued								
—	CO-190, VCO-190, CO-200, DCO-200, VCO-200, CO-220, VCO-220 (Drive Axle) w/ Air Ride Suspension Before Chassis No. G-387453	350426C1	—	—	—	65474	—	
—	CO-1600, CO-1610A & B, CO-1630A & B, CO-1700, CO-1710A & B, CO-1730A & B, CO-1750, CO-1750A & B, CO-1800, CO-1810A & B, CO-1830A & B, CO-1850, and CO-1850A & B (Drive Axle)	206620R91	—	—	—	66841	—	
		294334C91	—	—	—	66841	—	
		308649C91	—	—	—	66841	—	
		308650C92	—	—	—	66841	—	
		360444C91	—	—	—	66828	—	
		453564C91	—	—	—	66828	—	
		453567C91	—	—	—	66841	—	
		453570C91	—	—	—	66841	—	
		467983C91	—	—	—	66828	—	
	467984C91	—	—	—	66841	—		
—	CO-1610A & B, CO-1630A & B, CO-1710A & B, CO-1730A & B, CO-1750A & B, CO-1810A & B, CO-1830A & B, COF-1810A & B (Steering Axle) — Exc. Axle Codes 02074, 02403, 02109, 02139, 02309, 02339	453572C91	—	—	66861	—	—	
—	CO-1610A & B, CO-1630A & B, CO-1710A & B, CO-1730A & B, CO-1750A & B, CO-1810A & B, CO-1830A & B, COF-1810A & B (Steering Axle) w/ Axle Codes 02074, 02403, 02109, 02139, 02309, 02339	873619C92	—	—	66863	—	—	
—	CO-1910A & B, CO-1950A & B, COF-1910A & B, COF-1950A & B (Steering Axle)	453572C91 873619C92	— —	— —	66861 66863	— —	— —	
—	CO-1950 (Drive Axle) w/ Air Ride Suspension After Chassis No. G-387453	350425C1 462557C91	— —	— —	— —	65410 65410	— —	
—	CO-1950 (Drive Axle) w/ Air Ride Suspension Before Chassis No. G-387453	350426C1	—	—	—	65474	—	
—	CO-1950, COF-1950 & COT-1950 (Steering Axle)	204994R91	—	—	66957	—	—	
		288920C91	—	—	66957	—	—	
		288921C91	—	—	66957	—	—	
		453561C91	—	—	66957	—	—	
		453565C91	—	—	66957	—	—	
		453566C91	—	—	66957	—	—	
		453569C91	—	—	66957	—	—	
		467371C91	—	—	66957	—	—	
		467372C91	—	—	66957	—	—	
INTERNATIONAL — CF Series (Citystar)								
—	CF500 w/ 6,000 GVW	3586706C2	—	—	66408	—	—	
—	CF600 w/ 17,999 to 19,500 GVW	3586902C2	—	—	—	66409	—	
INTERNATIONAL — Co-Transtar And Transtar II								
—	7070B, F-7070B, CO-7070B & COF-7070B (Steering Axle)	426744R91	—	—	65407	—	—	
		453576C91	—	—	65407	—	—	
		453576C92	—	—	65103	—	—	
		477132C1	—	—	65407	—	—	
—	CO-4010, COF-4010, COT-4010, COT-4010D, CO-4050, COF-4050, COT-4050, CO-4070, CO-4070A & B, CO-4070D, COF-4070B, COF-4070D, COT-4070D, COF-4077, COF-4077A, COF-4080D, CO4090A, COF-4090A (Steering Axle)	426744R91	—	—	65407	—	—	
		453576C91	—	—	65407	—	—	
		453576C92	—	—	65103	—	—	
		477132C1	—	—	65407	—	—	
—	CO-4070A, COF-4070A, COF-4090A (Drive Axle) w/ Rear Air Suspension	462557C91	—	74405	—	—	—	
INTERNATIONAL — F & S Series								
—	1600, 1700, 1800, 1900, 2100 Series (Steering Axle)	453576C92	—	—	65103	—	—	
		3000070C91	—	—	66923	—	—	
—	1600, 1700, 1800, 1900, 2100 Series (Drive Axle) w/ International Corporate Air Suspension	501553C91	—	74420	—	65409	—	
		1675455C1	—	74420	—	65409	—	
		1690035C1	—	74420	—	65409	—	
		2018987C1	—	74420	—	65409	—	





TRUCKS, TRAILERS AND SUSPENSIONS		OEM	STANDARD		GAS		CAB SHOCK
							
INTERNATIONAL — F & S Series — Continued							
—	1600, 1700, 1800, 1900, 2100 Series (Drive Axle) w/ Neway ARD-234 Air Suspension	537524C91	—	—	—	66638	—
—	1600, 1700, 1800, 1900, 2100 Series w/ International Corporate Air Suspension	—	—	—	—	65409	—
—	1624, 1654, 1724, 1754, 1824, 1854, 1924, F1924, 1925, 1954, F1954, 1955, 2124, 2125, F2125, 2154, 2155 Series (Steering Axle) w/ Front Axle Codes 02071, 02073, 02101	472367C91	—	—	66921	—	—
—	1624, 1654, 1724, 1754, 1824, 1854, 1924, F1924, 1925, 1954, F1954, 1955, 2124, 2125, F2125, 2154, 2155 Series (Steering Axle) w/ Front Axle Codes 02109, 02118, 02309, 02127, 02139, 02329, 02339	472411C91 472412C91 586724C91	— — —	— — —	66923 66923 66923	— — —	— — —
—	1624, 1654, 1724, 1754, 1824, 1854, 1924, F1924, 1925, 1954, F1954, 1955, 2124, 2125, F2125, 2154, 2155 Series (Drive Axle) — Exc. with Rear Axle Codes 14029, 14030, 14187	501905C91 501906C91	— —	— —	— —	66922 66924	— —
—	1624, 1654, 1724, 1754, 1824, 1854, 1924, F1924, 1925, 1954, F1954, 1955, 2124, 2125, F2125, 2154, 2155 Series (Drive Axle) w/ Rear Axle Codes 14029, 14030, 14187	501905C91	—	—	—	66922	—
—	1924, 1954 (6x6) Series (Steering Axle)	472367C91 472414C91	— —	— —	66921 66921	— —	— —
—	2275, F2275, 2524, F2524, 2554, F2554, 2574, F2574, 2575, F2575, F2624, F2654, F2674 Series (Steering Axle) w/ Front Axle Codes 02309, 02329, 02339, 02341	472411C91 472412C91 586724C91	— — —	— — —	66923 66923 66923	— — —	— — —
—	2275, F2275, 2524, F2524, 2554, F2554, 2574, F2574, 2575, F2575, F2624, F2654, F2674 Series (Drive Axle) w/ International Corporate Air Suspension	501553C91 1675455C1 1690035C1 2018987C1	— — — —	— — — —	— — — —	65409 65409 65409 65409	— — — —
—	2275, F2275, 2524, F2524, 2554, F2554, 2574, F2574, 2575, F2575, F2624, F2654, F2674 Series (Drive Axle) w/ Neway ARD-125/244 Air Suspension	790335C91	—	—	—	66710	—
—	2275, F2275, 2524, F2524, 2554, F2554, 2574, F2574, 2575, F2575, F2624, F2654, F2674 Series (Drive Axle) w/ Neway ARD-234 Air Suspension	537524C91	—	—	—	66638	—
—	2275, F2275, 2524, F2524, 2554, F2554, 2574, F2574, 2575, F2575, F2624, F2654, F2674 Series (Drive Axle) w/ Ridewell Rear Suspension	534464C1	—	74406	—	—	—
—	2275, F2275, 2524, F2524, 2554, F2554, 2574, F2574, 2575, F2575, F2624, F2654, F2674 Series w/ International Corporate Air Suspension	—	—	—	—	65409	—
INTERNATIONAL — Firetruck							
—	CO-8190	204994R91 210919R91 453561C91 453565C91 467371C91	— — — — —	— 74001 — — —	66957 — 66957 66957 66957	— — — — —	— — — — —
INTERNATIONAL — Fleetstar - Conventional							
—	1900, 1950, 2000 & 2000D (Steering Axle)	210535R91 453568C91 467372C91	— — —	— — —	66957 66957 66957	— — —	— — —
—	1900A, 2000A Series (Cab Shock) w/ O.E. Number	480945C2	—	—	—	—	66154
—	1910A, 2010A, 2050A, 2070A, 2110A & 2150A (Steering Axle)	308650C92 453570C91 467984C91	— — —	— — —	66841 66841 66841	— — —	— — —
—	2000D, 2010A, 2050A, 2070A, 2110A, 2150A (Drive Axle) w/ Air Ride Suspension After Chassis No. G-387453	350425C1 462557C91	— —	74405 74405	— —	— —	— —





TRUCKS, TRAILERS AND SUSPENSIONS		OEM	STANDARD		GAS		CAB SHOCK
							
INTERNATIONAL — Fleetstar - Conventional — Continued							
—	2000D, 2010A, 2050A, 2070A, 2110A, 2150A (Drive Axle) w/ Air Ride Suspension Before Chassis No. G-387453	350426C1	—	74406	—	—	—
—	F-1900, T-1900, F-1950, T-1950, 2000D & T-2000D (Steering Axle)	210535R91 453568C91 467372C91	— — —	— — —	66957 66957 66957	— — —	— — —
—	F-1910A, F-2010A, F-2050A & F-2070A (Steering Axle)	308650C92 453570C91 467984C91	— — —	— — —	66841 66841 66841	— — —	— — —
—	F-2010A, F-2050A, F-2000D (Drive Axle) w/ Air Ride Suspension	350425C1 462557C91	— —	74405 74405	— —	— —	— —
—	R-185, R-190, RD-190, R-200, RD-200, RF-200, RDF-200, R-220, RD-220, R-210 & RF-210 (Steering Axle)	210533R91 210534R92 210535R91 210536R91 210537R91 210538R91 453562C91 453568C91 467371C91 467372C91	— — — — — — — — — —	— — — — — — — — — —	66957 66957 66957 66957 66957 66957 66957 66957 66957 66957	— — — — — — — — — —	— — — — — — — — — —
INTERNATIONAL — Loadstar - Conventional							
—	1600 (Steering Axle)	467983C91 471201C91	— —	— —	66828 66828	— —	— —
—	1600, 1600 4 x 4, 1610, 1610 4 x 4, 1610FC, 1700, 1700 4 x 4, 1710, 1710 4 x 4, F-1700, F-1750, 1800, F-1800, F1800-D, 1850, F-1850, 1890 & 1890-D (Steering Axle) w/ Axle Codes 02089, 02091	206620R91 308649C91 453567C91	— — —	— — —	66841 66841 66841	— — —	— — —
—	1600, 1600 4 x 4, 1610, 1610 4 x 4, 1700, 1700 4 x 4, 1710, 1710 4 x 4, 1750, 1800, 1810, 1850, 1890 & 1890D (Drive Axle)	206620R91 206621R91 308649C91 308650C92 329316C92 360444C91 383379C91 453564C91 453567C91 453570C91 453575C91 467983C91 467984C91 471203C91 873622C91	— — — — — — — — — — — — — — —	— — — — — — — — — — — — — — —	— — — — — — — — — — — — — — —	66841 66841 66841 66841 66828 66828 66860 66828 66841 66841 66860 66828 66841 66860 66860	— — — — — — — — — — — — — — —
—	1600, 1600 4 x 4, 1610, 1610 4 x 4, 1700, 1700 4 x 4, 1710, 1710 4 x 4, F-1700, 1750, 1800, 1810, F-1800, F-1800-D, 1850, F-1850, 1890 & 1890-D (Steering Axle) — Exc. Axle Codes 02054, 02057, 02059, 02089, 02091, 02098, 02101, 02109, 02139, 02208, 02218, 02228, 02309, 02329, 02339	308668C92 453556C91 467985C91 874695R91	— — — —	— — — —	66828 66828 66828 66828	— — — —	— — — —
—	1600, 1600 4x4, 1610, 1610 4x4, 1610FC, 1700, 1700 4x4, 1710, 1710 4x4, F-1700, F-1750, 1800, F-1800, F1800-D, 1850, F-1850, 1890 & 1890-D (Steering Axle) w/Axle Codes 02054, 02057, 02059, 02098, 02101, 02109, 02139, 02208, 02218, 02228, 02309, 02329, 02339	—	—	—	66828	—	—
—	1600, 1610FC, 1700, 1700 4x4, 1800, 1890, 1890D (Drive Axle)	384435C91 453571C91 462753C91	— — —	— — —	— — —	66841 66841 66841	— — —
—	1700, 1750, 1800, 1850 (Drive Axle) w/ Air Ride Suspension	462557C91	—	—	—	65410	—





TRUCKS, TRAILERS AND SUSPENSIONS		OEM	STANDARD		GAS		CAB SHOCK
							
INTERNATIONAL — LoneStar Series							
—	Day Cab w/ Front Air Suspension	12019019 2600487C91 36886171	— — —	— — —	— — —	— — 65492	66131 66131 —
—	Day Cab w/ Leaf Spring Front Suspension	1219018 2600491C91	— —	— —	— —	— —	66131 66131
—	Day Cab w/ Leaf Spring Front Suspension Rear Air Suspension	3688614C1	—	—	—	65492	—
—	Day Cab w/ Rear Air Suspension	3688615C1	—	—	—	65492	—
—	w/ 40K Rear Air Suspension	36203395C1	—	—	—	65492	—
—	w/ Day Cab & Front Mono Leaf Suspension	3620395C1 3620395C1 3819279C1	— — —	— — —	— — 65170	65492 66419 —	— — —
—	w/ Sleeper Cab & Front Mono Leaf Suspension	3620395C1 3620395C1 3819277C1	— — —	— — —	— — 65170	65492 66419 —	— — —
—	w/ Sleeper Cab & Front Multi Leaf Suspension	3620395C1 3620395C1 3813340C1	— — —	— — —	— — 65171	65492 66419 —	— — —





INTERNATIONAL — Metro & Multi-Stop Series





1975-73	Multi-Stop Series MS-1210 & 1510	—	—	—	—	34803	—
1972-66	Metro Series M-700, 800, 900-U, 1000 & 1100	—	—	—	34803	34803	—
1972-66	Metro Series M-1200 — Exc. Frame Code 01000.0962	—	—	—	34904	—	—
1972-66	Metro Series M-1200 w/ 14016 Regular Rear Springs 14020 Rear Axle Code	—	—	—	34803	34803	—
1972-66	Metro Series M-1200 w/ Axle Code 0208 & Frame Code 01000.0962	—	—	—	34803	—	—
1972-66	Metro Series M-1200 w/ Axle Code 14016 & 14020	—	—	—	—	34803	—
1972-66	Metro Series M-1200 w/ Code 03204 Aux. Springs	—	—	—	—	34904	—
—	AM and AMC-160, AMC-164	308649C91 453567C91	— —	— —	66841 66841	— —	— —
—	M1600 & MC1600, M1700 & MC1700	206620R91 308649C91 308668C91 308669C91 453556C91 874695R91 874696R91	— — — — — — —	— — — — — — —	— — 66828 66828 66828 66828 66828	66841 66841 — — — — —	— — — — — — —
—	M1600, M1700, M1800, M1900, M2100 Series	453576C92	—	—	65103	—	—
—	M1600, M1700, M1800, M1900, M2100 Series — Exc. with Rear Axle Codes 14029, 14030, 14187	501905C91 501906C91	— —	— —	— —	66922 66924	— —
—	M1600, M1700, M1800, M1900, M2100 Series w/ Front Axle Codes 02071, 02073, 02101	472367C91	—	—	66921	—	—
—	M1600, M1700, M1800, M1900, M2100 Series w/ Front Axle Codes 02109, 02118, 02309, 02127, 02139, 02329, 02339	472411C91 472412C91 586724C91	— — —	— — —	66923 66923 66923	— — —	— — —
—	MA1200, M1400, M1500, MA1500	287318C91 308649C91 308669C91 453531C91 453556C91 453557C91 453567C91 467980C91	— — — — — — — —	— — — — — — — —	34803 — — — — — — 34803	34803 66841 66828 34803 66828 34803 66841 34803	— — — — — — — —





TRUCKS, TRAILERS AND SUSPENSIONS		OEM	STANDARD		GAS		CAB SHOCK	
								
INTERNATIONAL — Paystar								
—	5010, F-5010, F-5050, F-5050SF, 5070, F-5070, F-5070SF (Steering Axle)	426744R91 453576C91 453576C92 477132C1	— — — —	— — — —	65407 65407 65103 65407	— — — —	— — — —	
INTERNATIONAL — Prostar								
—	Cab Shock	12019030 2611493C1	— —	— —	— —	— —	66131 66131	
—	w/ 113" Sleeper Cab (Steer Air or Leaf Spring Suspension)	3806341C4 3810581C4	— —	— —	65179 65179	— —	— —	
—	w/ 40K Rear Air Suspension	—	—	—	—	65492	—	
—	w/ Day Cab (Steer Air Suspension)	3586883C1 3586883C1 3610199C1 3620395C1 3620395C1	— — — — —	— — — — —	— — 65498 — —	65492 66419 — 65492 66419	— — — — —	
—	w/ Day (Steer Leaf Spring Suspension)	3586883C1 3586883C1 3606859C1 3620395C1 3620395C1	— — — — —	— — — — —	— — 65157 — —	65492 66419 — 65492 66419	— — — — —	
—	w/ Sleeper Cab (Steer Air Suspension)	3586883C1 3586883C1 3610198C1 3680395C1 3680395C1	— — — — —	— — — — —	— — 65499 — —	65492 66419 — 65492 66419	— — — — —	
—	w/ Sleeper Cab (Steer Leaf Spring Suspension)	3586883C1 3586883C1 3606857C1 3620395C1 3620395C1	— — — — —	— — — — —	— — 65158 — —	65492 66419 — 65492 66419	— — — — —	
INTERNATIONAL — Series 400, 500 - Medium Cabover Truck & Tractor (Nissan)								
—	400 Series	56101Z5008	—	—	66601	—	—	
—	500 Series	56101Z5011	—	—	66602	—	—	
INTERNATIONAL — Series 600, 700, 900 - Cabover Truck & Tractor (Nissan)								
—	600, 700, 900 Series (Steering Axle)	56101Z1030 56101Z2000	— —	— —	65444 65444	— —	— —	
INTERNATIONAL — Series 1000, (Durastar) - Forward Control Chassis								
—	1300 (Drive Axle)	56210T8603 56210T8627	— —	— —	— —	66401 66401	— —	
—	1452, 1652 Series (Steering Axle)	453576C92 472412C91 540395C92 586724C91	— — — —	— — — —	65103 66923 66605 66923	— — — —	— — — —	
—	1452, 1652 Series (Drive Axle)	501906C91 1660846C91	— —	— —	— —	66924 66683	— —	
—	1452, 1652 Series w/ International Corporate Air Suspension	501553C91 1675455C1 1690035C1 2018987C1	— — — —	— — — —	— — — —	65409 65409 65409 65409	— — — —	
—	1654 LP Series (Low Profile Vehicle) (Steering Axle)	1660846C91 1663471C1 2039565C1	— — —	— — —	— 66603 —	66683 — 66956	— — —	
—	M1400, M1600 Series (Steering Axle)	472412C91 586724C91	— —	— —	66923 66923	— —	— —	
—	M1400, M1600 Series (Drive Axle)	501905C91	—	—	—	66922	—	

TRUCKS, TRAILERS AND SUSPENSIONS		OEM	STANDARD		GAS		CAB SHOCK
							
INTERNATIONAL — Series 2000 - Conventional Truck (Severe Service)							
—	2554, 2574, 2654, 2674 Series (Steering Axle)	472412C91	—	—	66923	—	—
—	2554, 2574, 2654, 2674 Series (Drive Axle) w/ International Corporate Air Suspension	501553C91	—	—	—	65409	—
		1675455C1	—	—	—	65409	—
		1690035C1	—	—	—	65409	—
		2018987C1	—	—	—	65409	—
—	2554, 2574, 2654, 2674 Series (Drive Axle) w/ International Vari-Rate Rear suspension	501906C91	—	—	—	66924	—
—	2554, 2574, 2654, 2674 Series w/ International Corporate Air Suspension	—	—	—	—	65409	—
INTERNATIONAL — Series 3400							
—	34000 Series	250441901	—	—	66605	—	—
INTERNATIONAL — Series 4000, (Durastar) - Short Conventional Medium Truck & Tractor							
—	4200, 4300, 4300LP, 4400, 4400LP Series (Steering Axle) w/ 6000 - 8000 lb. Axle	3533356C1	—	—	65143	—	—
		3533356C1	—	—	66422	—	—
—	4200, 4300, 4300LP, 4400, 4400LP Series (Steering Axle) w/ 10000 - 14000 lb. Axle	3533357C1	—	—	65144	—	—
—	4200, 4300, 4300LP, 4400, 4400LP Series (Drive Axle) w/ IAS (Low Profile) Suspension w/ Tapered Rail w/ 5.3" Ride Height	3553628C1	—	—	—	65487	—
—	4600, 4700, 4800, 4900 Series (Steering Axle)	472412C91	—	—	66923	—	—
		586724C91	—	—	66923	—	—
		1663606C91	—	—	65469	—	—
		1667520C1	—	—	65109	—	—
—	4600, 4700, 4800, 4900 Series (Drive Axle) w/ International Corporate Air Suspension	501553C91	—	—	—	65409	—
		1675455C1	—	—	—	65409	—
		1690035C1	—	—	—	65409	—
		2018987C1	—	—	—	65409	—
—	4600, 4700, 4800, 4900 Series (Cab Shock) w/ Link Cab Suspension	12011044 2012769C2	—	—	—	—	66178 66182
—	4600, 4700, 4800, 4900 Series w/ International Corporate Air Suspension	—	—	—	—	65409	—
—	4600LP Series (Low Profile Vehicle) U-Haul (Steering Axle)	540395C92	—	—	66605	—	—
—	4600LP Series (Low Profile Vehicle) U-Haul (Drive Axle)	1675496C91	—	—	—	66606	—
—	4600LP, 4700LP Series (Low Profile Vehicle) (Steering Axle)	540395C92	—	—	66605	—	—
—	4600LP, 4700LP Series (Low Profile Vehicle) (Drive Axle)	501906C91	—	—	—	66924	—
—	4600LP, 4700LP Series (Low Profile Vehicle) (Drive Axle) w/ Air Suspension	1660846C91	—	—	—	66683	—
—	4900 Series (Steering Axle) w/ Dual Doors	2015556C1	—	—	65107	—	—
		2015556C1	—	—	66427	—	—
INTERNATIONAL — Series 5000 - Conventional Heavy Duty Truck							
—	5070 Series 6 x 4 (Drive Axle) w/ Neway 14UKY Air Suspension	2029200C91	—	—	—	66833	—
INTERNATIONAL — Series 7000, (Workstar) - Short Conventional Medium Truck & Tractor							
—	7100 Series (Steering Axle)	472412C91	—	—	66923	—	—
		586724C91	—	—	66923	—	—
		1663606C91	—	—	65469	—	—
—	7100 Series (Drive Axle) w/ International Corporate Air Suspension	501553C91	—	—	—	65409	—
		1675455C1	—	—	—	65409	—
		1690035C1	—	—	—	65409	—
		2018987C1	—	—	—	65409	—
—	7100 Series w/ International Corporate Air Suspension	—	—	—	—	65409	—

TRUCKS, TRAILERS AND SUSPENSIONS		OEM	STANDARD		GAS		CAB SHOCK
							
INTERNATIONAL — Series 7000, (Workstar) - Short Conventional Medium Truck & Tractor — Continued							
—	7300, 7400, 7500, 7600 Series (Steering Axle) w/ 16000 - 20000 lb w/ Multileaf Spring For Severe Use	3541456C1	—	—	65145	—	—
	For Standard Use	3558089C2	—	—	65146	—	—
—	7300, 7400, 7500, 7600 Series (Drive Axle) w/ Hendrickson HAS-230, HAS-400, HAS-460 Suspension	47902024	—	—	—	65420	—
—	7300, 7400, 7500, 7600 Series (Drive Axle) w/ IAS Suspension w/ 5.3" Ride Height	3544766C1	—	—	—	65491	—
—	7300, 7400, 7500, 7600 Series (Cab Shock) w/ Link Cab Suspension	12011043 12011049	—	—	—	—	66162 66162
—	7300, 7400, 7500, 7600 Series (Cab Shock) w/ O.E. Number	2509221C91 2509222C91 2509223C91 2509224C91 2605839C91 3557165C1 3557166C1 3557167C3 3557169C1 3560649C1 3560705C2	— — — — — — — — — — —	— — — — — — — — — — —	— — — — — — — — — — —	— — — — — — — — — — —	66160 66161 66160 66161 66202 66161 66160 66161 66160 66160 66160
—	S7700 Series w/ Multistage Front Suspension	3588591C1 3588592C1	— —	— —	65150 65150	— —	— —
INTERNATIONAL — Series 8000, (Transtar) - Conventional Heavy Duty Truck & Tractor							
2008-07	8600 Series	—	—	—	65163	—	—
—	8100 Series (Steering Axle) — Exc. Axle Codes 02ADD & 2005	472412C91	—	—	66923	—	—
—	8100 Series Car Hauler (Steering Axle) Steer Axle w/ 12000 lb. Spring	1664524C1	—	—	65133	—	—
—	8100, 8200, 8300 Series (Steering Axle)	3000070C91	—	—	66923	—	—
—	8100, 8200, 8300 Series (Steering Axle) w/ 12,000 - 14,000 lb. Suspension	1664788C2 1664788C2 2015556C1 2015556C1 3571713C1 3571713C1	— — — — — —	— — — — — —	65107 66427 65107 66427 65107 66427	— — — — — —	— — — — — —
—	8100, 8200, 8300 Series (Steering Axle) w/ 16,000 - 18,000 lb. Suspension	1667520C1	—	—	65109	—	—
—	8100, 8200, 8300 Series (Drive Axle)	501906C91	—	—	—	66924	—
—	8100, 8200, 8300 Series (Drive Axle) w/ International Corporate Air Suspension	501553C91 1675455C1 1690035C1 2018987C1	— — — —	— — — —	— — — —	65409 65409 65409 65409	— — — —
—	8100, 8200, 8300 Series (Cab Shock) w/ Link Cab Suspension	12011213	—	—	—	—	66182
—	8100, 8200, 8300 Series (Cab Shock) w/ O.E. Number	2012768C1 2012769C2 2025790C1	— — —	— — —	— — —	— — —	66179 66182 66179
—	8100, 8200, 8300 Series 6 x 4 (Drive Axle) w/ Neway 14UKY Air Suspension	2029200C91	—	—	—	66833	—
—	8100LP, 8200LP, 8300LP (Low Profile Vehicle) Series (Drive Axle) w/ Air Suspension	1660846C91 2039565C1	— —	— —	— —	66683 66956	— —
—	8500, 8600 Series (Steering Axle) w/ 10000 - 14000 lb. Axle	3533357C1 3588209C1 3602060C1	— — —	— — —	65144 65144 65144	— — —	— — —
—	8500, 8600 Series (Drive Axle) w/ IAS Suspension w/ 9.25" or 9.5" Ride Height	3549099C2 3549099C2	— —	— —	— —	65492 66419	— —





TRUCKS, TRAILERS AND SUSPENSIONS		OEM	STANDARD		GAS		CAB SHOCK
							
INTERNATIONAL — Series 9100 & 9200 - Tractor & Straight Truck							
—	9100, 9200 Series (Drive Axle)	1660846C91 2039565C1	— —	— —	— —	66683 66956	— —
—	9100, 9200 Series (Drive Axle) w/ International Corporate Air Suspension	501553C91 1675455C1 1690035C1 2018987C1	— — — —	— — — —	— — — —	65409 65409 65409 65409	— — — —
—	9100, 9200 Series (Cab Shock) w/ Link Cab Suspension	12010012 12011212 12011213	— — —	— — —	— — —	— — —	66178 66179 66182
—	9100, 9200 Series (Cab Shock) w/ O.E. Number	2012769C2 2023684C1 2023685C1 2025790C1 2500013C1	— — — — —	— — — — —	— — — — —	— — — — —	66182 66157 66157 66179 66179
—	9100, 9200 Series (ZJ) (Steering Axle) w/ 12,000 - 14,000 lb. Suspension	1664788C2 1664788C2 2015556C1 2015556C1 2032533C1 2032533C1 3571713C1 2571713C1	— — — — — — — —	— — — — — — — —	65107 66427 65107 66427 65107 66427 65107 66427	— — — — — — — —	— — — — — — — —
—	9100, 9200 Series 6 x 4 (Drive Axle) w/ Neway 14UKY Air Suspension	2029200C91	—	—	—	66833	—
—	9100, 9200 Series w/ International Corporate Air Suspension	—	—	—	—	65409	—
INTERNATIONAL — Series 9100i, 9200i, 9400i Conventional Heavy Duty Tractor							
2008-05	9200i, 9400i Series w/ Hendrickson Drive Suspension (Drive Axle)	659921 659922 3609178C1 3613984C1 3660548C1 3660549C1	— — — — — —	— — — — — —	— — — — — —	65527 65527 65527 65527 65527 65527	— — — — — —
—	9100i, 9200i, 9400i (Low Profile) Series (Drive Axle) w/ Air Ride Suspension w/ 5.1" Ride Height	2039565C1	—	—	—	66956	—
—	9100i, 9200i, 9400i (Low Profile) Series (Drive Axle) w/ Varirate Air Ride Suspension w/ 5.25 - 7" Ride Height	1660846C91	—	—	—	66683	—
—	9100i, 9200i, 9400i Series (Steering Axle) w/ 12000 - 14000 lb. Taperleaf (SBA) Suspension	507202C1	—	—	66969	—	—
—	9100i, 9200i, 9400i Series (Steering Axle) w/ 12000 - 14000 lb. Taperleaf Suspension	3571712C1 3571712C1 3571713C1 3571713C1 3581106C1 3581106C1 3581107C1 3581107C1 3581109C1 3581109C1 3581109C1 3584535C1 3584535C1	— — — — — — — — — — — — —	— — — — — — — — — — — — —	65107 66427 65107 66427 65147 66426 65147 66426 65147 66426 65147 66426 66426	— — — — — — — — — — — — —	
—	9100i, 9200i, 9400i Series (Drive Axle) w/ Air Ride Suspension w/ 9.5" Ride Height For Severe Use	2018987C1	—	—	—	65409	—
—	9100i, 9200i, 9400i Series (Drive Axle) w/ Hendrickson HAS-230, HAS-400, HAS-460 Suspension	47902024	—	—	—	65420	—
—	9100i, 9200i, 9400i Series (Drive Axle) w/ IAS Suspension w/ 9.25" or 9.5" Ride Height	3549099C2 3549099C2 3573265C1 3573265C1	— — — —	— — — —	— — — —	65492 66419 65492 66419	— — — —





TRUCKS, TRAILERS AND SUSPENSIONS		OEM	STANDARD		GAS		CAB SHOCK
							
INTERNATIONAL — Series 9100i, 9200i, 9400i Conventional Heavy Duty Tractor — Continued							
—	9100i, 9200i, 9400i Series (Cab Shock) w/ Link Cab Suspension	12011043 12011049 12011212	— — —	— — —	— — —	— — —	66162 66162 66179
—	9100i, 9200i, 9400i Series (Cab Shock) w/ O.E. Number	2509221C91 2509222C91 2509223C91 2509224C91 3557165C1 3557166C1 3557167C3 3557169C1 3560649C1 3560705C2	— — — — — — — — — —	— — — — — — — — — —	— — — — — — — — — —	— — — — — — — — — —	66160 66161 66160 66161 66161 66160 66161 66160 66160 66161
—	9100i, 9200i, 9400i Series w/ 51" Sleeper (Cab Shock)	12010154	—	—	—	—	66126
—	Flat Floor International (IROS) Ride Optimized Suspension (Drive Axle)	3601600C1	—	—	—	65522	—
INTERNATIONAL — Series 9300 & 9400 Long Hood Conventional Truck & Tractor							
—	9300 SBA (Drive Axle) w/ FA-231 Axle	1664149C1	—	—	—	65451	—
—	9300, 9400 Series (Steering Axle)	503610C2 507202C1	— —	— —	66886 66969	— —	— —
—	9300, 9400 Series (Steering Axle) w/ 10,800 & 12,000 lb. Suspension	503610C2	—	—	65106	—	—
—	9300, 9400 Series (Steering Axle) w/ 12,000 - 14,000 lb. Suspension	1664788C2 1664788C2 2015556C1 2015556C1 2032533C1 2032533C1 3571713C1 3571713C1	— — — — — — — —	— — — — — — — —	65107 66427 65107 66427 65107 66427 65107 66427	— — — — — — — —	— — — — — — — —
—	9300, 9400 Series (Steering Axle) w/ 16,000 - 18,000 lb. Suspension	1667520C1	—	—	65109	—	—
—	9300, 9400 Series (Drive Axle)	1660846C91 2039565C1	— —	— —	— —	66683 66956	— —
—	9300, 9400 Series (Drive Axle) w/ Hendrickson Air Suspension	503610C2	—	—	—	66886	—
—	9300, 9400 Series (Drive Axle) w/ International Corporate Air Suspension	501553C91 1675455C1 1690035C1 2018987C1	— — — —	— — — —	— — — —	65409 65409 65409 65409	— — — —
—	9300, 9400 Series (Drive Axle) w/ Neway ARD-125/244 Air Suspension	790335C91	—	—	—	66710	—
—	9300, 9400 Series (Cab Shock) w/ Link Cab Suspension	12011212	—	—	—	—	66179
—	9300, 9400 Series (Cab Shock) w/ O.E. Number	2012769C2 2023684C1 2023685C1 2025790C1 2500013C1	— — — — —	— — — — —	— — — — —	— — — — —	66182 66157 66157 66179 66179
—	9300, 9400 Series 6 x 4 (Drive Axle) w/ Neway 14UKY Air Suspension	2029200C91	—	—	—	66833	—
—	9300, 9400 Series w/ International Corporate Air Suspension	—	—	—	—	65409	—
INTERNATIONAL — Series 9600 & 9700 High Profile Cabover Tractor							
—	9600, 9700 Series (Steering Axle)	503610C2 507202C1	— —	— —	66886 66969	— —	— —





TRUCKS, TRAILERS AND SUSPENSIONS		OEM	STANDARD		GAS		CAB SHOCK
							
INTERNATIONAL — Series 9600 & 9700 High Profile Cabover Tractor — Continued							
—	9600, 9700 Series (Steering Axle) w/ 10,800 & 12,000 lb. Suspension	503610C2	—	—	65106	—	—
—	9600, 9700 Series (Steering Axle) w/ 12,000 - 14,000 lb. Suspension	1664788C2	—	—	65107	—	—
		1664788C2	—	—	66427	—	—
		2015556C1	—	—	65107	—	—
		2015556C1	—	—	66427	—	—
		3571713C1	—	—	65107	—	—
	3571713C1	—	—	66427	—	—	
—	9600, 9700 Series (Steering Axle) w/ 16,000 - 18,000 lb. Suspension	1667520C1	—	—	65109	—	—
—	9600, 9700 Series (Drive Axle) w/ International Corporate Air Suspension	501553C91	—	—	—	65409	—
		1675455C1	—	—	—	65409	—
		1690035C1	—	—	—	65409	—
		2018987C1	—	—	—	65409	—
—	9600, 9700 Series (Drive Axle) w/ International STL Spring Suspension	503550C1	—	—	—	66886	—
—	9600, 9700 Series (Drive Axle) w/ Neway ARD-125/244 Air Suspension	790335C91	—	—	—	66710	—
—	9600, 9700 Series (Drive Axle) w/ Neway ARD-234 Air Suspension	537524C91	—	—	—	66638	—
—	9600, 9700 Series (Cab Shock) w/ Link Cab Suspension	12011212	—	—	—	—	66179
		12020054	—	—	—	—	66104
—	9600, 9700 Series (Cab Shock) w/ O.E. Number	2012769C2	—	—	—	—	66182
		2025790C1	—	—	—	—	66179
—	9600, 9700 Series w/ International Corporate Air Suspension	—	—	—	—	65409	—

INTERNATIONAL — Series 9900i, 9900ix Conventional Heavy Duty Tractor





—	9900i, 9900ix Series (Steering Axle) w/ 12000 - 14000 lb. Taperleaf (SBA) Suspension	507202C1	—	—	66969	—	—
—	9900i, 9900ix Series (Steering Axle) w/ 12000 - 14000 lb. Taperleaf Suspension	3571711C1	—	—	65107	—	—
		3571711C1	—	—	66427	—	—
		3571713C1	—	—	65107	—	—
		3571713C1	—	—	66427	—	—
		3581106C1	—	—	65147	—	—
		3581106C1	—	—	66426	—	—
		3581107C1	—	—	65147	—	—
		3581107C1	—	—	66426	—	—
		3581109C1	—	—	65147	—	—
		3581109C1	—	—	66426	—	—
		3584535C1	—	—	65147	—	—
		3584535C1	—	—	66426	—	—
		3868264C1	—	—	65178	—	—
		3868265C1	—	—	65178	—	—
		3977759C1	—	—	65180	—	—
—	9900i, 9900ix Series (Drive Axle) w/ Air Ride Suspension w/ 9.5" Ride Height For Severe Use	2018987C1	—	74420	—	65409	—
—	9900i, 9900ix Series (Drive Axle) w/ Hendrickson HAS-230, HAS-400, HAS-460 Suspension	47902024	—	—	—	65420	—
—	9900i, 9900ix Series (Drive Axle) w/ IAS Suspension w/ 9.25" or 9.5" Ride Height	3544768C1	—	—	—	65488	—
		3549099C2	—	—	—	65492	—
		3549099C2	—	—	—	66419	—
		3549100C1	—	—	—	65488	—
		3578858C1	—	—	—	65488	—
		3688731C1	—	—	—	65492	—
	3821759C1	—	—	—	65492	—	

TRUCKS, TRAILERS AND SUSPENSIONS		OEM	STANDARD		GAS		CAB SHOCK
							
INTERNATIONAL — Series 9900i, 9900ix Conventional Heavy Duty Tractor — Continued							
—	9900i, 9900ix Series (Cab Shock) w/ Link Cab Suspension	12010254 12011043 12011047 12011049 12011212 12021043 2614014C1	— — — — — — —	— — — — — — —	— — — — — — —	— — — — — — —	66126 66162 66162 66162 66179 66162 66162
—	9900i, 9900ix Series (Cab Shock) w/ O.E. Number	2509221C91 2509222C91 2509223C91 2509224C91 3557165C1 3557166C1 3557167C3 3557169C1 3560649C1 3560705C2	— — — — — — — — — —	— — — — — — — — — —	— — — — — — — — — —	— — — — — — — — — —	66160 66161 66160 66161 66161 66160 66161 66160 66160 66161
INTERNATIONAL — Terrastar							
—	4WD	3945165C1 3977794C2	— —	— —	66446 66446	66447 —	— —
—	2WD	3892445C4 3902993C2 3902993C3 3991991C1	— — — —	— — — —	— 66445 66445 66445	66956 — — —	— — — —
INTERNATIONAL — Transtar							
—	4170, F-4170, 4200, F-4200, 4300 & F-4300 (Steering Axle)	426744R91 453576C91 453576C92 477132C1	— — — —	— — — —	65407 — 65103 65407	— 65476 — —	— — — —
—	4170, F-4170, 4200, F-4200, 4300 & F-4300 (Drive Axle) w/ Air Ride Suspension	350425C1 462557C91	— —	— —	— —	— —	— —
—	D-400, DF-400, DC-400, DCF-400 & DCF-400M (Steering Axle) — Exc. Axle Code 02136	426744R91 453576C91	— —	— —	65407 —	— 65476	— —
—	D-400, DF-400, DC-400, DCF-400 & DCF-400M (Steering Axle) w/ Axle Code 02136	293009C91 426744R91 453576C91 453577C91	— — — —	— — — —	65407 65407 65407 65407	— — — —	— — — —
INTERNATIONAL — Unistar							
—	CO7044A	426744R91 453576C91	— —	— —	65407 —	— 65476	— —
INTERNATIONAL — XT Series							
—	CXT	3606770C1	—	—	65145	—	—
ISUZU — EVR Series							
2003-89	EVR Series (Drive Axle)	1516302150	—	—	—	65154	—
1992-87	EVR Series (Steering Axle)	1516301600 1516301803	— —	— —	66625 66625	— —	— —
1990-88	EVR Series (Steering Axle)	1516301600	—	—	66625	—	—
ISUZU — FRR Series							
2003-95	FRR Series (Steering Axle)	1516302191	—	—	66601	—	—
ISUZU — FSR Series							
2003-97	FSR Series (Steering Axle) FL1 Axle 8103 lbs. — Exc. Low Profile	8220648050	—	—	65468	—	—
2003-97	FSR Series (Steering Axle) FL1 Axle Low Profile	8220648040	—	—	65413	—	—

TRUCKS, TRAILERS AND SUSPENSIONS		OEM	STANDARD		GAS		CAB SHOCK
							
ISUZU — FSR Series — Continued							
2003-97	FSR Series (Drive Axle) w/ 15000 lb. Taperleaf Spring	8220642310	—	—	—	65414	—
2003-97	FSR Series (Drive Axle) w/ 15000, 19000, 21000, 23500 lb. Multileaf Spring	8220642320	—	—	—	66626	—
2003-97	FSR Series (Drive Axle) w/ 16900 lb. Taperleaf Springs	8220644890	—	—	—	65416	—
2003-97	FSR Series (Drive Axle) w/ 19000, 23000 lb. Taperleaf Spring	8220642330	—	—	—	65413	—
1996-Oct 89	FSR Series (Drive Axle)	1516301670	—	—	—	66605	—
1992-86	FSR Series (Steering Axle)	1516301600	—	—	66625	—	—
1991-86	FSR Series (Steering Axle)	1516301681	—	—	66639	—	—
		1516302171	—	—	66677	—	—
ISUZU — FTR Series							
2003-97	FTR Series (Steering Axle) FL2 Axle 11025 lbs.	8220648070	—	—	65468	—	—
2003-97	FTR Series (Steering Axle) FL3 Axle 14575 lbs.	8220648060	—	—	65468	—	—
2003-97	FTR Series (Drive Axle) w/ 15000 lb. Taperleaf Spring	8220642310	—	—	—	65414	—
2003-97	FTR Series (Drive Axle) w/ 15000, 19000, 21000, 23500 lb. Multileaf Spring	8220642320	—	—	—	66626	—
2003-97	FTR Series (Drive Axle) w/ 16900 lb. Taperleaf Springs	8220644890	—	—	—	65416	—
2003-97	FTR Series (Drive Axle) w/ 19000, 23000 lb. Taperleaf Spring	8220642330	—	—	—	65416	—
1996-86	FTR Series (Steering Axle)	1516301600	—	—	66625	—	—
		1516302171	—	—	66677	—	—
1996-86	FTR Series (Drive Axle)	1516301670	—	—	—	66605	—
ISUZU — FVR Series							
2002-97	FVR Series (Steering Axle) FL2 Axle 11025 lbs.	8220648070	—	—	65468	—	—
2002-97	FVR Series (Steering Axle) FL3 Axle 14575 lbs.	8220648060	—	—	65468	—	—
2002-97	FVR Series (Drive Axle) w/ 15000 lb. Taperleaf Spring	8220642310	—	—	—	65414	—
2002-97	FVR Series (Drive Axle) w/ 15000, 19000, 21000, 23500 lb. Multileaf Spring	8220642320	—	—	—	66626	—
2002-97	FVR Series (Drive Axle) w/ 16900 lb. Taperleaf Springs	8220644890	—	—	—	65416	—
2002-97	FVR Series (Drive Axle) w/ 19000, 23000 lb. Taperleaf Spring	8220642330	—	—	—	65413	—
1996-86	FVR Series (Steering Axle)	1516301600	—	—	66625	—	—
		1516301803	—	—	66625	—	—
		1516302000	—	—	66675	—	—
		1516302171	—	—	66677	—	—
1996-86	FVR Series (Drive Axle)	1516301670	—	—	—	66605	—
ISUZU — KS Series							
1985	KS22 Series (Steering Axle)	8972019600	—	—	66717	—	—
		9516306471	—	—	66717	—	—
1985	KS22 Series (Drive Axle)	8516306660	—	—	—	66618	—
		9516306662	—	—	—	66618	—
ISUZU — NPR Series							
2010-84	NPR Series (Drive Axle)	1516302000	—	—	66675	—	—
		8972536200	—	—	66653	—	—
		8972536210	—	—	66653	—	—
		8972536640	—	—	—	66618	—
		8972536510	—	—	—	66618	—
Sep 95-93	NPR Series (Steering Axle) (Gas) w/ 11000 lb. Suspension	8972019600	—	—	66717	—	—
Sep 95-93	NPR Series (Steering Axle) (Gas) w/ 13000 lb. Suspension	8970830290	—	—	66653	—	—
Sep 95-93	NPR Series (Drive Axle) (Gas)	8516306660	—	—	—	66618	—

TRUCKS, TRAILERS AND SUSPENSIONS		OEM	STANDARD		GAS		CAB SHOCK	
								
ISUZU — NPR Series — Continued								
Jun 95-87	NPR Series (Steering Axle) (Diesel) w/ 13000 lb. Suspension	8970830290	—	—	66653	—	—	
Jun 95-86	NPR Series (Steering Axle) (Diesel) — Exc. w/ 13000. lb Suspension	8972019600	—	—	66717	—	—	
Jun 95-86	NPR Series (Drive Axle) (Diesel)	9516306662	—	—	—	66618	—	
1993-86	NPR Series (Steering Axle)	8944549860	—	—	66717	—	—	
		8944549870	—	—	66717	—	—	
		8972019600	—	—	66717	—	—	
		9516306471	—	—	66717	—	—	
1992-89	NPR Series Flatlow (Steering Axle)	9516306471	—	—	66717	—	—	
1992-89	NPR Series Flatlow (Drive Axle)	8516306660	—	—	—	66618	—	
		9516306662	—	—	—	66618	—	
1989-Jun 88	NPR Series Flatlow (Steering Axle)	1516302191	—	—	66601	—	—	
ISUZU — NRR Series								
1996-Jun 88	NRR Series (Steering Axle)	1516302171	—	—	66677	—	—	
May 88-88	NRR Series (Steering Axle)	1516302191	—	—	66601	—	—	
ITITRAILER								
—	Neway, Hendrickson (Turner) or Reyco Suspension	—	—	—	■100■	—	—	
IVECO								
1988-83	Z-220, Z-220A, Z-220T, Z-230T	8566313	—	—	—	66703	—	
JIFFLOX								
—	6000, 7000 Series Truck Dolly w/ Air Suspension	CP5222	—	—	65471	—	—	
KALYN TRAILER								
—	Neway, Hendrickson (Turner) or Reyco Suspension	—	—	—	■100■	—	—	
KENWORTH								
—	O.E. Number	3175509	—	—	65442	—	—	
		5527606	—	—	65442	—	—	
		5533699	—	—	—	66878	—	
		K37415	—	—	66966	—	—	
KENWORTH — C500, C500B, C500K, C540, C550								
—	Models (Steering Axle) w/ Multileaf Spring	K3743	—	—	66811	—	—	
		K3745	—	—	66811	—	—	
		K37414	—	—	66811	—	—	
		K37433	—	—	66811	—	—	
—	Models (Steering Axle) w/ Taperleaf Spring	K37411	—	—	65102	—	—	
		K37411	—	—	66423	—	—	
		K37416	—	—	65102	—	—	
		K37416	—	—	66423	—	—	
		K37426	—	—	65102	—	—	
		K37426	—	—	66423	—	—	
		K37427	—	—	65102	—	—	
		K37427	—	—	66423	—	—	

■100■ Check to see which Suspension is on the Trailer. Then see the correct Suspension Manufacturer listed in the Axle Suspension section.





TRUCKS, TRAILERS AND SUSPENSIONS		OEM	STANDARD		GAS		CAB SHOCK
							
KENWORTH — C500, C500B, C500K, C540, C550 — Continued							
—	Models (Drive Axle) w/ Air Glide 100 Air Suspension (with 8 Air Bags) (4 units req'd)	K3747 K3747 K3749 K3749 K37429 K37429 K37432 K37432	— — — — — — — —	— — — — — — — —	— — — — — — — —	65404 66424 65404 66424 65404 66424 65404 66424	— — — — — — — —
—	Models (Drive Axle) w/ Air Glide 200 w/ 40000 GVW Suspension (with 8 Air Bags) (4 units req'd)	70701 665903 665944	— — —	— — —	— — —	65436 65436 65436	— — —
—	Models (Drive Axle) w/ Air Glide 380 Air Suspension (83000 lb)	C711002 C711002 C716000 C716000	— — — —	— — — —	— — — —	65495 66436 65495 66436	— — — —

KENWORTH — K100, K100E, K125

—	K100E (Cab Shock) w/ O.E. Number	KW1102B KWE90112	— —	— —	— —	— —	66111 66111
—	Model K121	5533699	—	—	—	66878	—
—	Models (Steering Axle) w/ Multileaf Spring	K3743 K3745 K37414 K37433	— — — —	— — — —	66811 66811 66811 66811	— — — —	— — — —
—	Models (Steering Axle) w/ Set Back Front Axle	665331 K37413 K374131	— — —	— — —	66966 66966 66966	— — —	— — —
—	Models (Steering Axle) w/ Taperleaf Spring	K37411 K37411 K37416 K37416 K37426 K37426 K37427 K37427	— — — — — — — —	— — — — — — — —	65102 66423 65102 66423 65102 66423 65102 66423	— — — — — — — —	— — — — — — — —
—	Models (Drive Axle) w/ Air Glide 100 Air Suspension (with 8 Air Bags) (4 units req'd)	K3747 K3747 K3749 K3749 K37429 K37429 K37432 K37432	— — — — — — — —	— — — — — — — —	— — — — — — — —	65404 66424 65404 66424 65404 66424 65404 66424	— — — — — — — —
—	Models (Drive Axle) w/ Air Glide 200 w/ 40000 GVW Suspension (with 8 Air Bags) (4 units req'd)	70701 665903 665944	— — —	— — —	— — —	65436 65436 65436	— — —
—	Models (Drive Axle) w/ TBB (Torsion Bar Bogey) & KW Air Ride Suspension (with 4 Air Bags)	K3744 K37428	— —	— —	— —	65442 65442	— —
—	Models (Cab Shock) w/ Link Cab Suspension	12020032 12021064 12021164	— — —	— — —	— — —	— — —	66106 66159 66159





KENWORTH — K300, T300





—	K300 COE Medium Duty	665565	—	—	66707	—	—
—	Models (Steering Axle) w/ Multileaf Spring	K3743 K3745 K37414 K37433	— — — —	— — — —	66811 66811 66811 66811	— — — —	— — — —
—	Models (Steering Axle) w/ Reyco 1209 or 1212 Suspension	1949501	—	—	66969	—	—





TRUCKS, TRAILERS AND SUSPENSIONS		OEM	STANDARD		GAS		CAB SHOCK
							
KENWORTH — K300, T300 — Continued							
—	Models (Steering Axle) w/ Taperleaf Spring	K37411 K37411 K37416 K37416 K37426 K37426 K37427 K37427	— — — — — — — —	— — — — — — — —	65102 66423 65102 66423 65102 66423 65102 66423	— — — — — — — —	— — — — — — — —
—	Models (Drive Axle) w/ Air Glide 100 Air Suspension (with 8 Air Bags) (4 units req'd)	K3747 K3747 K3749 K3749 K37429 K37429 K37432 K37432	— — — — — — — —	— — — — — — — —	— — — — — — — —	65404 66424 65404 66424 65404 66424 65404 66424	— — — — — — — —
—	Models (Drive Axle) w/ Air Glide 200 w/ 40000 GVW Suspension (with 8 Air Bags) (4 units req'd)	70701 665903 665944	— — —	— — —	— — —	65436 65436 65436	— — —
—	Models (Drive Axle) w/ Hendrickson Air Suspension	4790219	—	—	—	65411	—
—	Models (Drive Axle) w/ Reyco 102 or 79KB Suspension	1672501	—	—	—	66878	—
—	T300 Conventional Medium Duty	665617	—	—	65128	—	—





KENWORTH — T400, T400B, T450B





—	Models (Steering Axle) w/ Multileaf Spring	K3743 K3745 K37414 K37433	— — — —	— — — —	66811 66811 66811 66811	— — — —	— — — —
—	Models (Steering Axle) w/ Taperleaf Spring	K37411 K37411 K37416 K37416 K37426 K37426 K37427 K37427	— — — — — — — —	— — — — — — — —	65102 66423 65102 66423 65102 66423 65102 66423	— — — — — — — —	— — — — — — — —
—	Models (Drive Axle) w/ Air Glide 100 Air Suspension (with 8 Air Bags) (4 units req'd)	K3747 K3747 K3749 K3749 K37429 K37429 K37432 K37432 K37487 K37487 K374C7 K374C7	— — — — — — — — — — — —	— — — — — — — — — — — —	— — — — — — — — — — — —	65404 66424 65404 66424 65404 66424 65404 66424 65404 66424 65404 66424	— — — — — — — — — — — —
—	Models (Drive Axle) w/ Air Glide 200 w/ 40000 GVW Suspension (with 8 Air Bags) (4 units req'd)	70701 665903 665944	— — —	— — —	— — —	65436 65436 65436	— — —
—	Models (Drive Axle) w/ TBB (Torsion Bar Bogey) & KW Air Ride Suspension (with 4 Air Bags)	K3744 K37428	— —	— —	— —	65442 65442	— —

TRUCKS, TRAILERS AND SUSPENSIONS		OEM	STANDARD		GAS		CAB SHOCK
							
KENWORTH — T400, T400B, T450B — Continued							
—	Models (Cab Shock) w/ Link Cab Suspension	12010012 12011043 12011044 12020012 12020043 12021043 12021046	— — — — — — —	— — — — — — —	— — — — — — —	— — — — — — —	66178 66162 66162 66178 66162 66162 66104
KENWORTH — T600, T600A, T600B, T602							
—	Models (Steering Axle) w/ Multileaf Spring	K3743 K3745 K37414 K37433	— — — —	— — — —	66811 66811 66811 66811	— — — —	— — — —
—	Models (Steering Axle) w/ Reyco 1209 or 1212 Suspension	1949501	—	—	66969	—	—
—	Models (Steering Axle) w/ Taperleaf Spring	K37411 K37411 K37416 K37416 K37426 K37426 K37427 K37427	— — — — — — — —	— — — — — — — —	65102 66423 65102 66423 65102 66423 65102 66423	— — — — — — — —	— — — — — — — —
—	Models (Drive Axle) w/ Air Glide 100 Air Suspension (with 8 Air Bags) (4 units req'd)	K3747 K3747 K3749 K3749 K37429 K37429 K37432 K37432 K37487 K37487 K374C7 K374C7	— — — — — — — — — — — —	— — — — — — — — — — — —	— — — — — — — — — — — —	65404 66424 65404 66424 65404 66424 65404 66424 65404 66424 65404 66424	— — — — — — — — — — — —
—	Models (Drive Axle) w/ Air Glide 200 w/ 40000 GVW Suspension (with 8 Air Bags) (4 units req'd)	70701 665903 665944	— — —	— — —	— — —	65436 65436 65436	— — —
—	Models (Drive Axle) w/ Hendrickson Air Suspension	4790219 4790224	— —	— —	— —	65411 65420	— —
—	Models (Drive Axle) w/ Hendrickson Air Suspension	S20126	—	—	—	65416	—
—	Models (Drive Axle) w/ Reyco 102 or 79KB Suspension	1672501	—	—	—	66878	—
—	Models (Cab Shock) w/ Link Cab Suspension	12010012 12011043 12020012 12020043 12020054 12021043 12021046	— — — — — — —	— — — — — — —	— — — — — — —	— — — — — — —	66178 66162 66178 66162 66104 66162 66104
—	Models (Drive Axle) w/ Air Glide 380 w/ 40000lb. Suspension	C711002 C711002 C716000 C716000	— — — —	— — — —	— — — —	65495 66436 65495 66436	— — — —
—	T600 Series (Drive Axle) w/ Air Glide 400 Air Suspension (4 units req'd)	671962	—	—	—	65524	—

TRUCKS, TRAILERS AND SUSPENSIONS		OEM	STANDARD		GAS		CAB SHOCK
							
KENWORTH — T600, T600A, T600B, T602 — Continued							
—	T600 Series (Drive Axle) w/ Air Glide 460 Air Suspension (4 units req'd)	671963	—	—	—	65523	—
—	T600 Series (Steering Axle)	665858	—	—	65159	—	—
KENWORTH — T700							
2013-12	Models w/ Day Cab	R716000 R716001 R716010	— — —	— — —	— — —	— — —	66203 66203 66203
2013-11	Models w/ Extended Sleeper Cab	R711005	—	—	—	—	66204
2013-10	Models w/ Sleeper Cab	R716006	—	—	—	—	66205
—	w/ 12k-22k Steback Front Axle	B711001	—	—	65159	—	—
KENWORTH — T800, T800A, T800B, T800SH, T800H, T800W							
—	Models (Steering Axle) w/ Multileaf Spring	K3743 K3745 K37414 K37433	— — — —	— — — —	66811 66811 66811 66811	— — — —	— — — —
—	Models (Steering Axle) w/ Reyco 1209 or 1212 Suspension	1949501	—	—	66969	—	—
—	Models (Steering Axle) w/ Taperleaf Spring	K37411 K37411 K37416 K37416 K37426 K37426 K37427 K37427	— — — — — — — —	— — — — — — — —	65102 66423 65102 66423 65102 66423 65102 66423	— — — — — — — —	— — — — — — — —
—	Models (Drive Axle) w/ Air Glide 100 Air Suspension (with 8 Air Bags) (4 units req'd)	K3747 K3747 K3749 K3749 K37429 K37429 K37432 K37432 K37487 K37487 K374C7 K374C7	— — — — — — — — — — — —	— — — — — — — — — — — —	— — — — — — — — — — — —	65404 66424 65404 66424 65404 66424 65404 66424 65404 66424 65404 66424	— — — — — — — — — — — —
—	Models (Drive Axle) w/ Air Glide 200 w/ 40000 GVW Suspension (with 8 Air Bags) (4 units req'd)	70701 665903 665944	— — —	— — —	— — —	65436 65436 65436	— — —
—	Models (Drive Axle) w/ Hendrickson Air Suspension	4790219 4790224	— —	— —	— —	65411 65420	— —
—	Models (Drive Axle) w/ Neway Air Suspension	90044089 90045132	— —	— —	— —	66886 65431	— —
—	Models (Drive Axle) w/ Reyco 102 or 79KB Suspension	1672501	—	—	—	66878	—
—	Models (Drive Axle) w/ TBB (Torsion Bar Bogey) & KW Air Ride Suspension (with 4 Air Bags)	K3744 K37428	— —	— —	— —	65442 65442	— —
—	Models (Cab Shock) w/ Link Cab Suspension	12010012 12011043 12020012 12020043 12021043 12021046 R711004	— — — — — — —	— — — — — — —	— — — — — — —	— — — — — — —	66178 66162 66178 66162 66162 66104 66104

TRUCKS, TRAILERS AND SUSPENSIONS		OEM	STANDARD		GAS		CAB SHOCK
							
KENWORTH — T2000 Aerodyne 112, 120							
—	Models (Steering Axle) w/ Multileaf Spring	K3743 K3745 K37414 K37433	— — — —	— — — —	66811 66811 66811 66811	— — — —	— — — —
—	Models (Steering Axle) w/ Taperleaf Spring	K37411 K37411 K37416 K37416 K37426 K37426 K37427 K37427	— — — — — — — —	— — — — — — — —	65102 66423 65102 66423 65102 66423 65102 66423	— — — — — — — —	— — — — — — — —
—	Models (Drive Axle) w/ Air Glide 100 Air Suspension (with 8 Air Bags) (4 units req'd)	K3747 K3747 K3749 K3749 K37429 K37429 K37432 K37432	— — — — — — — —	— — — — — — — —	— — — — — — — —	65404 66424 65404 66424 65404 66424 65404 66424	— — — — — — — —
—	Models (Drive Axle) w/ Air Glide 200 w/ 40000 GVW Suspension (with 8 Air Bags) (4 units req'd)	70701 665903 665944	— — —	— — —	— — —	65436 65436 65436	— — —
—	Models (Cab Shock) w/ O.E. Number	12021064	—	—	—	—	66159
—	Models (Drive Axle) w/ Air Glide 380 w/ 40000lb. Suspension	C711002 C711002 C716000 C716000	— — — —	— — — —	— — — —	65495 66436 65495 66436	— — — —
KENWORTH — W900, W900B, W900L, W900S							
—	Models (Steering Axle) w/ Multileaf Spring	K3743 K3745 K37414 K37433	— — — —	— — — —	66811 66811 66811 66811	— — — —	— — — —
—	Models (Steering Axle) w/ Reyco 1209 or 1212 Suspension	1949501	—	—	66969	—	—
—	Models (Steering Axle) w/ Taperleaf Spring	K37411 K37411 K37416 K37416 K37426 K37426 K37427 K37427	— — — — — — — —	— — — — — — — —	65102 66423 65102 66423 65102 66423 65102 66423	— — — — — — — —	— — — — — — — —
—	Models (Drive Axle) w/ Air Glide 100 Air Suspension (with 8 Air Bags) (4 units req'd)	K3747 K3747 K3749 K3749 K37429 K37429 K37432 K37432 K37487 K37487 K374C7 K374C7	— — — — — — — — — — — —	— — — — — — — — — — — —	— — — — — — — — — — — —	65404 66424 65404 66424 65404 66424 65404 66424 65404 66424 65404 66424	— — — — — — — — — — — —
—	Models (Drive Axle) w/ Air Glide 200 w/ 40000 GVW Suspension (with 8 Air Bags) (4 units req'd)	70701 665903 665944	— — —	— — —	— — —	65436 65436 65436	— — —
—	Models (Drive Axle) w/ Hendrickson Air Suspension	4790219 4790224	— —	— —	— —	65411 65420	— —
—	Models (Drive Axle) w/ Neway Air Suspension	90045132	—	—	—	65431	—
—	Models (Drive Axle) w/ Reyco 102 or 79KB Suspension	1672501	—	—	—	66878	—

TRUCKS, TRAILERS AND SUSPENSIONS		OEM	STANDARD		GAS		CAB SHOCK
							
KENWORTH — W900, W900B, W900L, W900S — Continued							
—	Models (Drive Axle) w/ TBB (Torsion Bar Bogey) & KW Air Ride Suspension (with 4 Air Bags)	K3744 K37428	— —	— —	— —	65442 65442	— —
—	Models (Cab Shock) w/ Link Cab Suspension	12010012 12011043 12020012 12021043 12021046	— — — — —	— — — — —	— — — — —	— — — — —	66178 66162 66178 66162 66104
—	Models (Drive Axle) w/ Air Glide 380 w/ 40000lb. Suspension	C711002 C711002 C716000 C716000	— — — —	— — — —	— — — —	65495 66436 65495 66436	— — — —
KIMBLE MIXER CO.							
—	Cement Truck (Drop Axle) (Bushing & Sleeve Mount)	OE10455	—	—	—	66502	—
KWK-LOC (JIFFLOX)							
—	6000, 7000 Series Truck Dolly w/ Air Suspension	CP5222	—	—	—	65471	—
LINK CAB AIR SUSPENSION							
—	Cabmate & Bunkmate Air Suspension using O.E. Number	LG40450 LG40470	— —	— —	— —	— —	66111 66111
—	Link Cab Suspension Used on Ford	12010012 12011043 12020032	— — —	— — —	— — —	— — —	66178 66162 66106
—	Link Cab Suspension Used on Freightliner	12010012 12011043 12011044 12020022 12020032 12020054	— — — — — —	— — — — — —	— — — — — —	— — — — — —	66178 66162 66162 66103 66106 66104
—	Link Cab Suspension Used on GMC	12010012 12020032 12020054	— — —	— — —	— — —	— — —	66178 66106 66104
—	Link Cab Suspension Used on International (Navistar)	12010012 12011043 12011044 12011049 12011212 12011213 12019001 12019002 12019003 12019005 12019006 12019007 12019008 12019009 12019010 12019011 12019025 12020032	— — — — — — — — — — — — — — — — — — —	— — — — — — — — — — — — — — — — — — —	— — — — — — — — — — — — — — — — — — —	— — — — — — — — — — — — — — — — — — —	66178 66162 66162 66162 66179 66182 66160 66160 66160 66161 66161 66161 66160 66160 66160 66161 66161 66161 66202 66106

TRUCKS, TRAILERS AND SUSPENSIONS		OEM	STANDARD		GAS		CAB SHOCK
							
LINK CAB AIR SUSPENSION — Continued							
—	Link Cab Suspension Used on Kenworth	12010012 12011043 12011044 12020032 12020043 12020054 12021064 12021065 12021164	— — — — — — — — —	— — — — — — — — —	— — — — — — — — —	— — — — — — — — —	66178 66162 66162 66106 66162 66104 66159 66159 66159
—	Link Cab Suspension Used on Mack	12010012 12110008	— —	— —	— —	— —	66178 66189
—	Link Cab Suspension Used on Marmon Moters	12020054	—	—	—	—	66104
—	Link Cab Suspension Used on Peterbilt	12010012 12020032 12020054	— — —	— — —	— — —	— — —	66178 66106 66104
—	Link Cab Suspension Used on Volvo	12010012 12020032	— —	— —	— —	— —	66178 66106
—	Link Cab Suspension Used on Western	12010012 12020032	— —	— —	— —	— —	66178 66106

LODAL INC.

1980-74	Refuse Truck	9960257	—	—	66833	—	—
---------	--------------	---------	---	---	-------	---	---





MAC TRAILERS





—	Neway, Hendrickson (Turner) or Reyco Suspension	—	—	—	■100■	—	—
---	---	---	---	---	-------	---	---





MACK — CH Series

2009-00	CH600 Series (Cab Shock) w/ O.E. Number	—	—	—	—	—	66135
—	CH Series (Drive Axle) w/ Hendrickson HA Series Air Suspension	14QK410M2 14QK410M3	— —	— —	— —	65420 65481	— —
—	CH600 Series (Steering Axle) w/ ST34 Suspension	14QK2113	—	—	65118	—	—
—	CH600 Series (Steering Axle) w/ Taperleaf Spring	14QK392AM 14QK392AM3 14QK392BM 14QK396 14QK396M	— — — — —	— — — — —	65110 65110 65110 65110 65110	— — — — —	— — — — —
—	CH600 Series (Drive Axle) w/ AL Suspension	14QK393M	—	—	—	66638	—
—	CH600 Series (Drive Axle) w/ AL V Hendrickson Suspension	14QK413M5 14QK413M6 14QK413M7 64680001	— — — —	— — — —	— — — —	65496 65480 65480 65480	— — — —
—	CH600 Series (Drive Axle) w/ AL-40 Hendrickson Suspension	14QK410M	—	—	—	66884	—
—	CH600 Series (Drive Axle) w/ Hendrickson Air Suspension	14QK393AM 479029	— —	— —	— —	65481 65481	— —
—	CH600 Series (Drive Axle) w/ Hendrickson AL405 Suspension	14QK413M7	—	—	—	65480	—
—	CH600 Series (Drive Axle) w/ Hendrickson HAS-40LH Air Suspension	14QK413M4 572414	— —	— —	— —	66656 66656	— —
—	CH600 Series (Drive Axle) w/ Hendrickson HN-2 Series Suspension	14QK415M	—	—	—	66648	—
—	CH600 Series (Drive Axle) w/ Neway AD Air Suspension (Shock w/ extend length of 21.70") (Shock w/ extend length of 24.30")	14QK414M 14QK414M2	— —	— —	— —	65418 65431	— —

■100■ Check to see which Suspension is on the Trailer. Then see the correct Suspension Manufacturer listed in the Axle Suspension section.

TRUCKS, TRAILERS AND SUSPENSIONS		OEM	STANDARD		GAS		CAB SHOCK
							
MACK — CH Series — Continued							
—	CH600 Series (Cab Shock) w/ O.E. Number	14QK391AM 14QK391AM2 14QK391BM 14QK391BM2 14QK411 14QK411M	— — — — — —	— — — — — —	— — — — — —	— — — — — —	66189 66189 66189 66189 66143 66143
MACK — CL Series							
—	CL600 Series (Steering Axle) w/ Multileaf Spring	14QK392AM2 14QK392BM2 —	— — —	— — —	65103 65428 65103	— — —	— — —
—	CL600 Series (Steering Axle) w/ ST34 Suspension	14QK2113	—	—	65118	—	—
—	CL600 Series (Steering Axle) w/ Taperleaf Spring	14QK392AM 14QK392AM3 14QK392BM	— — —	— — —	65110 65110 65110	— — —	— — —
—	CL600 Series (Drive Axle) w/ AL V Hendrickson Suspension	14QK413M5 14QK413M6 14QK413M7 64680001	— — — —	— — — —	— — — —	65496 65480 65480 65480	— — — —
—	CL600 Series (Drive Axle) w/ Hendrickson Air Suspension	14QK393AM 479029	— —	— —	— —	65481 65481	— —
—	CL600 Series (Drive Axle) w/ Hendrickson HA Series Air Suspension	14QK410M2 14QK410M3	— —	— —	— —	65420 65481	— —
—	CL600 Series (Drive Axle) w/ Hendrickson HN-2 Series Suspension	14QK415M	—	—	—	66648	—
—	CL600 Series (Drive Axle) w/ Neway AD Air Suspension (Shock w/ extend length of 21.70") (Shock w/ extend length of 24.30")	14QK414M 14QK414M2	— —	— —	— —	65418 65431	— —
—	CL600 Series CL700 Series (Cab Shock) w/ O.E. Number	14QK391AM 14QK391AM2 14QK391BM 14QK391BM2 14QK411 14QK411M	— — — — — —	— — — — — —	— — — — — —	— — — — — —	66189 66189 66189 66189 66143 66143
—	CL700 Series (Steering Axle) w/ Multileaf Spring	14QK392AM2 14QK392BM2 —	— — —	— — —	65103 65428 65103	— — —	— — —
—	CL700 Series (Steering Axle) w/ ST34 Suspension	14QK2113	—	—	65118	—	—
—	CL700 Series (Steering Axle) w/ Taperleaf Spring	14QK392AM 14QK392AM3 14QK392BM	— — —	— — —	65110 65110 65110	— — —	— — —
—	CL700 Series (Drive Axle) w/ AL V Hendrickson Suspension	14QK413M6 14QK413M7 64680001	— — —	— — —	— — —	65480 65480 65480	— — —
—	CL700 Series (Drive Axle) w/ Hendrickson Air Suspension	14QK393AM 479029	— —	— —	— —	65481 65481	— —
—	CL700 Series (Drive Axle) w/ Hendrickson HA Series Air Suspension	14QK410M2 14QK410M3	— —	— —	— —	65420 65481	— —
—	CL700 Series (Drive Axle) w/ Hendrickson HN-2 Series Suspension	14QK415M	—	—	—	66648	—
—	CL700 Series (Drive Axle) w/ Neway AD Air Suspension (Shock w/ extend length of 21.70") (Shock w/ extend length of 24.30")	14QK414M 14QK414M2	— —	— —	— —	65418 65431	— —

TRUCKS, TRAILERS AND SUSPENSIONS		OEM	STANDARD		GAS		CAB SHOCK
							
MACK — CS, MS - Mid-Liner Series							
—	Mid-Liner CS Series	41035000447861 41035000546892 V10234121 V10242320	— — — —	— — — —	66713 66713 66713 66713	— — — —	— — — —
—	MS200, MS300 Series (Mid-Liner)	14QK390 V10234121	— —	— —	66713 66713	— —	— —
MACK — CT, CTX Series							
—	CT Series (Steering Axle)	14QK3108 14QK3116M	— —	— —	— —	65146 65146	— —
—	CT Series (Cab Shock)	14QK427M 14QK428M 14QK432M	— — —	— — —	— — —	— — —	66115 66115 66115
—	CTX Series	4QK428M 14QK427M 14QK3108	— — —	— — —	65160 65160 65160	— — —	— — —
MACK — CX, CXN Series							
—	CX Vision Series (Drive Axle) w/ AL V Hendrickson Suspension	14QK413M5 14QK413M6 14QK413M7	— — —	— — —	— — —	65496 65480 65480	— — —
—	CX Vision Series (Drive Axle) w/ Hendrickson HA Series Air Suspension	14QK410M2 14QK410M3	— —	— —	— —	65420 65481	— —
—	CX Vision Series (Drive Axle) w/ Hendrickson HN-2 Series Suspension	14QK415M	—	—	—	66648	—
—	CX Vision Series (Drive Axle) w/ Neway AD Air Suspension (Shock w/ extend length of 21.70") (Shock w/ extend length of 24.30")	14QK414M 14QK414M2	— —	— —	— —	65418 65431	— —
—	CX Vision Series (Cab Shock) w/ 70" Sleeper Cab w/ O.E. Number	14QK399M2	—	—	—	—	66115
—	CX Vision Series (Cab Shock) w/ 80" Sleeper Cab w/ O.E. Number	14QK399M3	—	—	—	—	66115
—	CXN Vision (Drive Axle) w/ Mack Corporate Air Suspension	14QK3101M 14QK3101M 14QK3107M 14QK3114M	— — — —	— — — —	— — 65494 65494	65486 66431 — —	— — — —
—	CXN Vision Series (Steering Axle) w/ Hendrickson Air Suspension (AirTek)	14QK322M 64838002	— —	— —	65497 65497	— —	— —
—	CXN Vision Series (Steering Axle) w/ Paraboilc Spring	14QK431M	—	—	65494	—	—
—	CXN Vision Series (Steering Axle) w/ Taperleaf Spring	14QK392BM3	—	—	65110	—	—
MACK — DM Series							
2003	LE Series (Steering Axle) w/ Tapered Leaf	14QK366 14QK366M	— —	— —	66671 66672	— —	— —
MACK — F Series							
—	CF Fire Chassis	14QK2102	—	—	—	65455	—
—	F Series (Western)	—	—	—	66886	—	—
—	F-Models w/ Standard Suspension	—	—	—	65442	—	—
—	F-Series (Eastern)	—	—	—	66878	—	—
—	Mack Fire Truck	—	—	—	65471	65471	—

TRUCKS, TRAILERS AND SUSPENSIONS		OEM	STANDARD		GAS		CAB SHOCK
							
MACK — F Series — Continued							
—	Mack Western FL Models	14QK143 14QK2100P4	— —	— —	66886 66886	— —	— —
MACK — Granite							
—	GU7 Series	21687170	—	—	65533	—	—
—	GU 815 Series	21687171	—	—	65533	—	—
MACK — MH Series							
—	MH 600 Series (Steering Axle)	14QK373 14QK377M 14QK378M	— — —	— — —	65442 65442 65442	— — —	— — —
—	MH 600 Series (Drive Axle) w/ Camelback Suspension (SS34 & 38)	14QK2107P1 14QK2107P2	— —	— —	— —	65118 65118	— —
—	MH 600 Series (Drive Axle) w/ Neway ARD-234 Air Suspension	14QK375M	—	—	—	66638	—
—	MH 600 Series (Drive Axle) w/ Taperleaf Suspension (ST)	14QK2113P4	—	—	—	65116	—
—	MH 600 Series (Cab Shock) w/ Air Cab	14QK376	—	—	—	—	66150
—	MH 600 Series (Cab Shock) w/ O.E. Number	14QK2104	—	—	—	—	66152
MACK — MR Series							
2007	MR Series (Steering Axle)	14QK3115M	—	—	66672	—	—
—	MR 600 Series (Steering Axle) w/ Shock Absorbers	14QK366 14QK366P1 14QK366P2 14QK366P3	— — — —	— — — —	65411 65411 65411 65411	— — — —	— — — —
—	MR 600 Series (Drive Axle) w/ Shock Absorbers	14QK2107P1 14QK2107P2 14QK2107P3	— — —	— — —	— — —	66891 66891 66891	— — —
—	MR 600 Series (Cab Shock) w/ Link Cab Suspension	12010012	—	—	—	—	66178
—	MR 600 Series (Cab Shock) w/ O.E. Number	14QK2120	—	—	—	—	66151
MACK — Other Models							
1979-75	Mack Western W Series — Exc. with rear bogie Air Suspension (Neway)	—	—	—	66886	66891	—
—	Inverted Camel-Back Spring Suspension (SWDL-75, 751 & SWD-75, 751)	14QK142P1	—	—	—	65442	—
—	B-Models	14QK142	—	—	—	65442	—
—	CM 422 Tractor	14QK390 V10242320	— —	— —	66713 66713	— —	— —
—	Models (Cab Shock) w/ O.E. Number	14QK2111 14QK2111P2 14QK2111P4	— — —	— — —	— — —	— — —	66117 66117 66117





TRUCKS, TRAILERS AND SUSPENSIONS	OEM	STANDARD		GAS		CAB SHOCK
						

MACK — Other Models — Continued





—	O.E. Number	14QK140	—	—	—	65442	—		
		14QK142AP1	—	—	—	65118	—		
		14QK142P1	—	—	66891	65118	—		
					66891				
			14QK145	—	—	—	65442	—	
			14QK288P1	—	—	66684	—	—	
			14QK366P1	—	—	65411	—	—	
			14QK366P2	—	—	65411	—	—	
			14QK366P3	—	—	65411	—	—	
			14QK366P4	—	—	66672	—	—	
					66894				
			14QK372M	—	—	66969	—	—	
			14QK372M2	—	—	66894	—	—	
			14QK372M3	—	—	66833	—	—	
			14QK1200P4	—	—	66886	—	—	
			14QK2100P2	—	—	66894	—	—	
			14QK2100P3	—	—	66886	—	—	
			14QK2100P5	—	—	66969	—	—	
			14QK2100P6	—	—	65411	—	—	
			14QK2100P7	—	—	66969	—	—	
			14QK2105	—	—	66894	—	—	
			14QK2107P1	—	—	—	65118	—	
						66891			
			14QK2107P2	—	—	—	65118	—	
						66891			
			14QK2107P3	—	—	—	65118	—	
						66891			
			14QK2108	—	—	66893	—	—	
			14QK29001P2	74006	—	—	—	—	
			14QK29301P1	—	—	66886	—	—	
			14QK29301P2	—	—	66886	—	—	
			14QK29302	—	—	66886	—	—	
			70042	74028	—	—	—	—	
			651012	—	—	66969	—	—	
			651103	—	—	65411	—	—	
			651151	—	—	66894	—	—	
			5533699	74028	—	—	—	—	
			5554184	74028	—	—	—	—	
		—	Taper-Leaf Spring Suspension (SWT & SWTL-561) (ST-34)	14QK2110	—	74003	—	—	—





MACK — R Series

—	R, RD Series (Cab Shock) w/ O.E. Number	14QK382	—	—	—	—	66116
		14QK382P2	—	—	—	—	66116
—	R, U, RD 600 Series (Steering Axle)	14QK366	—	—	65411	—	—
		14QK366P1	—	—	65411	—	—
		14QK392BM2	—	—	65428	—	—
		14QK2100P3	—	—	66886	—	—
		14QK2100P4	—	—	66886	—	—
		14QK2115	—	—	65442	—	—
		14QK29302	—	—	66886	—	—
		14QK366P4	—	—	66672	—	—
—	R, U, RD 600 Series (Drive Axle) w/ Camelback Suspension (SS34 & 38)	14QK2107P1	—	—	—	65118	—
—	R, U, RD 600 Series (Drive Axle) w/ Taperleaf Suspension (ST)	14QK2113P6	—	—	—	65116	—
—	RB 600 Series (Steering Axle)	14QK366P1	—	—	65411	—	—
		14QK366P2	—	—	65411	—	—
		14QK366P3	—	—	65411	—	—

TRUCKS, TRAILERS AND SUSPENSIONS		OEM	STANDARD		GAS		CAB SHOCK	
								
MACK — R Series — Continued								
—	RB 600 Series (Drive Axle)	14QK375M 14QK393M 14QK2107 14QK2107P1 14QK2107P2 14QK2107P3	— — — — — —	— — — — — —	— — — — — —	66638 66638 66891 66891 66891 66891	— — — — — —	
—	RD 800 Series (Steering Axle) w/ Shock Absorbers	14QK392BM2 14QK2110 14QK2110P1	— — —	— — —	65428 65442 65442	— — —	— — —	
—	RD Series (Steering Axle) w/ ST34 Suspension	14QK2113	—	—	65118	—	—	
MACK — RW Series								
—	RW600 Series (Steering Axle)	14QK373 14QK377M 14QK378M	— — —	— — —	65442 65442 65442	— — —	— — —	
—	RW600 Series (Drive Axle) w/ Camelback Suspension (SS34 & 38)	14QK2107P1 14QK2107P2	— —	— —	— —	65118 65118	— —	
—	RW600 Series (Drive Axle) w/ Taperleaf Suspension (ST)	14QK2113P4	—	—	—	65116	—	
—	RW600 Series (Cab Shock) w/ O.E. Number	14QK29303P2	—	—	—	—	66154	
—	RW700 Series (Steering Axle)	14QK373 14QK377M 14QK378M	— — —	— — —	65442 65442 65442	— — —	— — —	
—	RW700 Series (Drive Axle)	—	—	—	—	65118	—	
—	RW700 Series (Cab Shock) w/ O.E. Number	14QK29303P2	—	—	—	—	66154	
MARMON MOTORS								
—	Models (Cab Shock) w/ Link Cab Suspension	12020054	—	—	—	—	66104	
—	O.E. Number	17001 3711 5113928 511637 576451 665147 AHD100	— — — — — — —	— — — — — — —	66841 66833 — — 66833 66841 —	— — 66956 66638 — — 65407	— — — — — — —	
MCNELLIS								
—	Booster Axle	11599	—	—	—	66502	—	
—	Cement Truck (Steering Controls) (Bearing End Mount)	632147 632447	— —	— —	— —	66504 66504	— —	
—	Cement Truck (Steering Controls) (Bushing & Sleeve Mount)	600115994B 630811 632155 1540212	— — — —	— — — —	— — — —	66502 66502 66502 66502	— — — —	
—	Pusher Axle	60011599C 11599	— —	— —	— —	66502 66502	— —	
MERCEDES BENZ								
—	L1013, L1113	34432375	—	—	66708	—	—	
—	L1116, L1117 — Exc. 5900mm Wheelbase	34432375	—	—	66708	—	—	
—	L1116, L1117 w/ 5900mm Wheel Base	34532370	—	—	66965	—	—	
—	L1316, L1317	34532370	—	—	66965	—	—	
—	L1418, LS1418	34532370	—	—	66965	—	—	
—	L1525	24170062	—	—	66965	—	—	
MITSUBISHI - FUSO — FE Series								
2006	FE145	MK302296 MK433638	— —	— —	66639 66639	— —	— —	





TRUCKS, TRAILERS AND SUSPENSIONS		OEM	STANDARD		GAS		CAB SHOCK
							
MITSUBISHI - FUSO — FE Series — Continued							
2002-96	FE639, FE640, FE649 w/ ABS	MC114595	—	—	—	34905	—
		—	—	—	66602	—	—
1989-87	FE434, FE444	MB161497	—	—	—	34904	—
MITSUBISHI - FUSO — FF Series							
Jan 87- 86	FF415	—	—	—	555043	—	—
MITSUBISHI - FUSO — FG Series							
2002-98	FG639, FG649	MC714595	—	—	—	34905	—
MITSUBISHI - FUSO — FH Series							
2002-87	FH211, FH211T	MC826268	—	—	66602	—	—
1989-88	FH100	MC809390 MC826268	— —	— —	— 66602	66603 —	— —
MITSUBISHI - FUSO — FK Series							
1990	FK617	MC092215	—	—	66639	—	—
1989- Jun 88	FK455	—	—	—	34909	—	—
May 88- 86	FK455	MC814614	—	—	66717	—	—
MITSUBISHI - FUSO — FM Series							
2005	FM330	MC091950	—	—	66625	—	—
2000	FM617, FM657	MC091947	—	—	66625	—	—
1988-86	FM555, FM557	MC813135	—	—	66923	—	—
MOR-RYDE SUSPENSION							
—	Bus Suspension	U1019006	—	—	—	66642	—
—	Recreation Vehicle	U0109007	—	—	—	66858	—
		U0109008	—	—	—	34792	—
		U0109014	—	—	—	555043	—
		U0109018	—	—	—	34960	—
—	Trailer	U01097	—	—	—	66858	—
OLE GRANNING							
—	O.E. Number	1086	—	—	66957	—	—
OSHKOSH MOTORS							
—	1" Mounting Pins & 16" Long Shock Absorbers	—	—	—	65407	—	—
—	3/4" Mounting Pins	—	—	—	66833	—	—
—	M-Line Walkin Van MT-FD 16 (UPS Truck)	P117099	—	—	—	66692	—
		P117146	—	—	66691	—	—
—	MC Chassis	GLB654875	—	—	—	66692	—
		GLB654918	—	—	66691	—	—
—	O.E. Number	12405F	—	—	65474	—	—
		12405F1	—	—	65407	—	—
		665040	—	—	65407	—	—
		690049	—	—	65407	—	—
		5353054	—	—	65407	—	—
		5361994	—	—	65474	—	—





TRUCKS, TRAILERS AND SUSPENSIONS		OEM	STANDARD		GAS		CAB SHOCK	
								
OSTERLUND								
—	O.E. Number	59011 680117	— —	— —	66957 65410	— —	— —	
OTTAWA								
—	Yard Tractor	59009	—	—	65407 66957	65407 66957	—	
PAGE & PAGE								
—	O.E. Number	1081933	—	—	—	66636	—	
PAGE SUSPENSION								
—	LM-2000 Series Lift Axle Suspension	1080099	—	—	—	66893	—	
—	Trailmaster Air Spring Suspension	1080099 1081933	— —	— —	— —	66893 66636	— —	
PAI CORPORATION								
—	O.E. Number	HSA5056 HSA5057 HSA5061 HSA5067 HSA5075 HSA5080 HSA5095	— — — — — — —	— — — — — — —	— — — 65442 — 66878 66891	65110 66638 66672 — 66671 — —	— — — — — — —	
PEERLESS TRAILER								
—	Air Suspension	7261	—	—	—	66884	—	
PETERBILT — 270, 271								
—	270 Series	ACHF113 ACHF113	— —	— —	65405 66435	— —	— —	
—	271 Series	ACHB966 ACHB966	— —	— —	— —	65468 66434	— —	
PETERBILT — 320 COE								
—	Models (Steering Axle) w/ Split Progressive Spring Suspension	0201787	—	—	65101	—	—	
PETERBILT — 330								
—	Models (Steering Axle) w/ O.E. Number	0202738 0203020	— —	— —	65434 65432	— —	— —	
—	Models (Drive Axle) w/ Low Air Leaf Suspension	0307423 0307423	— —	— —	— —	65400 66428	— —	
—	Models (Drive Axle) w/ O.E. Number	0307421	—	—	—	65444	—	
PETERBILT — 349, 353, 359								
—	Models (Steering Axle) w/ 12000 lb. Capacity Suspension	0200376 0200495 0202736	— — —	— — —	65471 65471 65471	— — —	— — —	
PETERBILT — 357, 375, 376, 377, 378, 379								
2013-12	Models (Drive Axle) w/ Air Trac Suspension	C716004 308350	— —	— —	— —	65534 65534	— —	
—	378 Series	0307423 0307423 022737	— — —	— — —	— — 65101	65400 66428 —	— — —	
—	379 Series	2016775 022737	— —	— —	— 65101	— —	66101 —	
—	Models (Steering Axle) w/ Air Suspension w/ Set Back Front Axle	0202061 0202739	— —	— —	65401 65401	— —	— —	

TRUCKS, TRAILERS AND SUSPENSIONS		OEM	STANDARD		GAS		CAB SHOCK
							
PETERBILT — 357, 375, 376, 377, 378, 379 — Continued							
—	Models (Steering Axle) w/ Air Suspension w/o Set Back Front Axle	0202142 0202740	— —	— —	65411 65411	— —	— —
—	Models (Steering Axle) w/ Spring Suspension w/ Set Back Front Axle	0201890 0202738 0202741	— — —	— — —	65113 65434 65113	— — —	— — —
—	Models (Steering Axle) w/ Spring Suspension w/o Set Back Front Axle	0201787 0202742	— —	— —	65101 65101	— —	— —
—	Models (Drive Axle) w/ Air Leaf Suspension New Style	0304629 0304629	— —	— —	— —	65402 66429	— —
	Old Style	0304176	—	—	—	65448	—
—	Models (Drive Axle) w/ Air Trac Suspension After Nov. 1982	0304629 0304629	— —	— —	— —	65402 66429	— —
	Up to Nov. 1982	0304176	—	—	—	65448	—
—	Models (Drive Axle) w/ Chalmer 40000 lb. Suspension	665174	—	—	—	66636	—
—	Models (Drive Axle) w/ FlexAir Suspension (83000 lb)	C716000 C716000	— —	— —	— —	65495 66436	— —
—	Models (Drive Axle) w/ Low Air Leaf Suspension	0305384 0305384 0306084 0306084 0307423 0307423 85033 85033 665633 665633	— — — — — — — — — —	— — — — — — — — — —	— — — — — — — — — —	65400 66428 65400 66428 65400 66428 65400 66428 65400 66428	— — — — — — — — — —
—	Models (Drive Axle) w/ Neway ARD 125/244-8 Series Air Suspension	90044011	—	—	—	65474	—
—	Models (Cab Shock) w/ Link Cab Suspension	12010012 12020054	— —	— —	— —	— —	66178 66104
—	Models (Cab Shock) w/ Unibuilt Cab	2902455	—	—	—	—	66145





PETERBILT — 362 COE





—	Models (Steering Axle) w/ 12000 lb. Capacity Suspension	0202736	—	—	65471	—	—
—	Models (Steering Axle) w/ 14600 lb. Taperleaf Spring w/ Set Front Back Axle	0202142 0202740	— —	— —	65411 65411	— —	— —
—	Models (Steering Axle) w/ Progressive Spring Suspension	0201890 0202738	— —	— —	65113 65434	— —	— —
—	Models (Steering Axle) w/o Set Back Front Axle	0200376 0200495	— —	— —	65471 65471	— —	— —
—	Models (Drive Axle) w/ Air Leaf Suspension New Style	0304629 0304629	— —	— —	— —	65402 66429	— —
	Old Style	0304176	—	—	—	65448	—
—	Models (Drive Axle) w/ Air Trac Suspension After Nov. 1982	0307421 0304629 0304629	— — —	— — —	— — —	65444 65402 66429	— — —
	Up to Nov. 1982	0304176	—	—	—	65448	—
—	Models (Drive Axle) w/ Chalmer 40000 lb. Suspension	665174	—	—	—	66636	—





TRUCKS, TRAILERS AND SUSPENSIONS		OEM	STANDARD		GAS		CAB SHOCK
							
PETERBILT — 362 COE — Continued							
—	Models (Drive Axle) w/ Low Air Leaf Suspension	0305384 0305384 0306084 0306084 0307423 0307423 665633 665633	— — — — — — — —	— — — — — — — —	— — — — — — — —	65400 66428 65400 66428 65400 66428 65400 66428	— — — — — — — —
—	Models (Drive Axle) w/ Neway ARD 125/244-8 Series Air Suspension	90044011	—	—	—	65474	—
—	Models (Cab Shock) w/ Link Cab Suspension	12020032	—	—	—	—	66106
—	Models (Cab Shock) w/ O.E. Number	2018744	—	—	—	—	66186
—	Models (Cab Shock) w/ Unibuilt Cab	2012328	—	—	—	—	66186
PETERBILT — 372 COE							
—	Models (Steering Axle) w/ Air Suspension	0202061 0202739	— —	— —	65401 65401	— —	— —
—	Models (Steering Axle) w/ Spring Suspension	0201890	—	—	65113	—	—
—	Models (Drive Axle) w/ Air Leaf Suspension New Style	0304629 0304629	— —	— —	— —	65402 66429	— —
	Old Style	0304176	—	—	—	65448	—
—	Models (Drive Axle) w/ Air Trac Suspension After Nov. 1982	0304629 0304629	— —	— —	— —	65402 66429	— —
	Up to Nov. 1982	0304176	—	—	—	65448	—
—	Models (Drive Axle) w/ Chalmer 40000 lb. Suspension	665174	—	—	—	66636	—
—	Models (Drive Axle) w/ Low Air Leaf Suspension	0305384 0305384 0306084 0306084 0307423 0307423 665633 665633	— — — — — — — —	— — — — — — — —	— — — — — — — —	65400 66428 65400 66428 65400 66428 65400 66428	— — — — — — — —
—	Models (Drive Axle) w/ Neway ARD 125/244-8 Series Air Suspension	90044011	—	—	—	65474	—
PETERBILT — 384, 385, 386, 387, 587							
2013-10	Models (Cab Shock) w/ Link Extended Sleeper Cab	12018002 12018006	— —	— —	— —	— —	66201 66201
2013-09	Models (Cab Shock) w/ Day Cab	R716001 R716010	— —	— —	— —	— —	66203 66203
2013-09	Models (Cab Shock) w/ Extended Sleeper Cab	R716006	—	—	—	—	66205
2013-09	Models (Cab Shock) w/ Sleeper Cab	R711005 R716000	— —	— —	— —	— —	66204 66204
—	Models (Steering Axle) w/ Air Suspension w/o Set Back Front Axle	0202142	—	—	65411	—	—
—	Models (Steering Axle) w/ Spring Suspension w/ Set Back Front Axle	0201890 0202738 0202741 680348	— — — —	— — — —	65113 65434 65113 65113	— — — —	— — — —
—	Models (Steering Axle) w/ Spring Suspension w/o Set Back Front Axle	0201787 0202742 0204010	— — —	— — —	65101 65101 65101	— — —	— — —

TRUCKS, TRAILERS AND SUSPENSIONS		OEM	STANDARD		GAS		CAB SHOCK
							
PETERBILT — 384, 385, 385, 387, 587 — Continued							
—	Models (Drive Axle) w/ Air Leaf Suspension New Style	0304629 0304629	— —	— —	— —	65402 66429	— —
	Old Style	0304176	—	—	—	65448	—
—	Models (Drive Axle) w/ Air Trac Suspension After Nov. 1982	0304629 0304629	— —	— —	— —	65402 66429	— —
	Up to Nov. 1982	0304176	—	—	—	65448	—
—	Models (Drive Axle) w/ Chalmer 40000 lb. Suspension	665174	—	—	—	66636	—
—	Models (Drive Axle) w/ FlexAir Suspension (83000 lb)	C716000 C716000	— —	— —	— —	65495 66436	— —
—	Models (Drive Axle) w/ Low Air Leaf Suspension	0305384 0305384 0306084 0306084 0307423 0307423 665633 665633 680435 680435	— — — — — — — — — —	— — — — — — — — — —	— — — — — — — — — —	65400 66428 65400 66428 65400 66428 65400 66428 65400 66428	— — — — — — — — — —
—	Models (Drive Axle) w/ Neway ARD 125/244-8 Series Air Suspension	90044011	—	—	—	65474	—
—	Models (Drive Axle) w/ Quadraflex 4 Spring Suspension	0304628 0304628 0307420 0307420	— — — —	— — — —	— — — —	65404 66424 65404 66424	— — — —
—	Models (Cab Shock) w/ O.E. Number	2906005 2906032	— —	— —	— —	— —	66125 66125
—	Models (Steering Axle) w/ Composite Spring	665858	—	—	65159	—	—
RAMERIZ TRAILER							
—	Reyco 86AR-RS1015 Air Ride Suspension	1816501	—	—	—	66884	—
RAVENS TRAILER							
—	Neway, Hendrickson (Turner) or Reyco Suspension	—	—	—	■100■	—	—
RED LION TRAILER							
—	Neway Air Suspension	90044989 90045019	— —	— —	— —	65461 65462	— —
—	Over The Road Slider w/ Neway Air Suspension	90044978	—	—	—	66660	—
REITNOUER TRAILER							
—	Neway, Hendrickson (Turner) or Reyco Suspension	—	—	—	■100■	—	—
REX							
—	Cement Truck (Steering Controls)	1023160201 630811	— —	— —	— —	66502 66502	— —
—	Cement Truck (Steering Controls) w/ Permanent Welded Pins	—	—	—	—	66504	—
REYCO SUSPENSION (See Tuthill Technologies)							
—	200 Series Air Suspension	2012901	—	—	—	65454	—
—	240 Series Air Suspension	2012901	—	—	—	65454	—
—	Drive Axle 79KB	1672501	—	—	—	66878	—
—	Drive Axle 101A	1816601	—	—	—	65441	—

■100■ Check to see which Suspension is on the Trailer. Then see the correct Suspension Manufacturer listed in the Axle Suspension section.

TRUCKS, TRAILERS AND SUSPENSIONS		OEM	STANDARD		GAS		CAB SHOCK
							
REYCO SUSPENSION (See Tuthill Technologies) — Continued							
—	Drive Axle 101AR	1816601	—	—	—	65441	—
—	Drive Axle 102	1672501	—	—	—	66878	—
—	Drive Axle 102AR	1288701	—	—	—	65401	—
—	Drive Axle 102AR for Western Star	1982401	—	—	—	66884	—
—	Drive Axle 102AR Special	1714601	—	—	—	66894	—
—	Drive Axle 102AR-7	1779401	—	—	—	66891	—
—	Drive Axle 102AR-LM	1962301	—	—	—	66638	—
—	Reyco Trailer 23ART	2352301 2352401	— —	— —	— —	65500 65501	— —
—	Reyco Trailer 25ART	2355301	—	—	—	65502	—
—	RS1020 Flatbed Trailer (slider)	2096701	—	—	—	65481	—
—	Steering Axle	1495401	—	—	66957	—	—
—	Steering Axle 1207	1740301	—	—	66833	—	—
—	Steering Axle 1209	1740801	—	—	66833	—	—
—	Steering Axle 1209, 1212	1735801 1949501	— —	— —	66833 66969	— —	— —
—	Trailer	1880001	—	—	—	66893	—
—	Trailer 21AR	1288701	—	—	—	65401	—
—	Trailer 44AR/RS1020 Air Suspension	2515701	—	—	—	65421	—
—	Trailer 74AR	1288701	—	—	—	65401	—
—	Trailer 81C	1288501 1288503	— —	— —	— —	65410 65416	— —
—	Trailer 81LC	1288501	—	—	—	65410	—
—	Trailer 81S	1288503	—	—	—	65416	—
—	Trailer 86AR	1816501	—	—	—	66884	—
—	Trailer 87 for Great Dane	1816301 1816401 1816501	— — —	— — —	— — —	66886 66833 66884	— — —
—	Trailer 87-9	1288501	—	—	—	65410	—
—	Trailer 87-14	1288501 1623001 1814601	— — —	— — —	— — —	65410 65449 65442	— — —
—	Trailer 87-17	1288501 1623001	— —	— —	— —	65410 65449	— —
—	Trailer 87M-12	1814601	—	—	—	65442	—
RIDEWELL CORPORATION							
—	Air Ride Mono Pivot 240	1270563B003	—	—	—	65493	—
—	Mobile Home & RV w/ Air Suspension	AS563B S6009B	— —	— —	— —	66893 66893	— —
—	Model RAD-221R Drive Axle	S2607B S5477B S5478B	— — —	— — —	— — —	65471 65471 65471	— — —
—	Model RAR-210 For Trailers w/ 25" Drop	AS3069B	—	—	—	66833	—
—	Model RAR-210 Tag Axle	AS563B S6009B	— —	— —	— —	66893 66893	— —
—	Model RAR-210 w/ Double Convolution Spring	AS789B S5878B	— —	— —	— —	66886 66886	— —
—	Model RAR-210 w/ Shock Absorbers Bracket 2 1/2" Above Frame Rail	—	—	—	—	66884	—





TRUCKS, TRAILERS AND SUSPENSIONS		OEM	STANDARD		GAS		CAB SHOCK
							
RIDEWELL CORPORATION — Continued							
—	Model RAR-210 w/ Shock Absorbers Bracket 2 7/8" Above Lower Frame Rail	—	—	—	—	66886	—
—	Model RAR-210 w/ Shock Absorbers Bracket 3" Above Lower Frame Rail	—	—	—	—	66833	—
—	Model RAR-210 w/ Shock Absorbers Bracket Even with Underside of Frame	AS546B	—	—	—	66884	—
—	Model RAR-221 Tag Axle	AS563B AS789B S5878B S6009B	— — — —	— — — —	— — — —	66893 66886 66886 66893	— — — —
—	Model RAR-221-11, 12, 13-USW Trailer w/ Shock Absorber and Hanger are self	AS563B S6009B	— —	— —	— —	66893 66893	— —
—	Model RAR-221AS-11-USW Trailer	AS3069B	—	—	—	66833	—
—	Model RAR-221AS-12-USW Trailer	AS546B	—	—	—	66884	—
—	Model RAS227 (Steer Axle)	1260008	—	—	—	65471	—
—	Model RD-202B Tandem Drive Axle	S5478B	—	74435	—	—	—
—	Model RUA-220B Lift Tag Axle & Trailer Lift Suspension	AS563B AS789B S5878B S6009B	— — — —	— — — —	— — — —	66893 66886 66886 66893	— — — —
—	Models with HD Air Suspension	1270563B000 1270563B003 1270789B000	— — —	— — —	— — —	65416 65416 66886	— — —
—	O.E. Number	AS575B S4025B S5813B S7120B S7172B S7249B S7365B	— — — — — — —	— — — — — — —	— — — — — — —	66833 65474 65441 65455 66886 65471 65442	— — — — — — —
—	Pusher w/ Lift Axle	AS563B S6009B	— —	— —	— —	66893 66893	— —
SAF/HOLLAND SUSPENSION — Bus Air Suspension							
—	Neway ARDTB125 Series Bus Air Suspension (ARDTB125-6A) (ARDTB125-6B)	90044448 90045031	— —	— —	— —	66610 65430	— —
SAF/HOLLAND SUSPENSION — Trailer Air Suspension							
—	Neway AR41 Series Trailer Air Suspension	90044162 90044685	— —	— —	— —	65419 65419	— —
—	Neway AR45 Series Trailer Air Suspension (AR45, AR45-1)	90044162 90044685	— —	— —	— —	65419 65419	— —
—	Neway AR50 Series Trailer Air Suspension (AR50-US, AR50-US-F, -1, -2)	90044162 90044685	— —	— —	— —	65419 65419	— —
—	Neway AR51 Series Trailer Air Suspension (AR51-US)	90044162 90044685	— —	— —	— —	65419 65419	— —
—	Neway AR70 Series Trailer Air Suspension (AR70-9, -14, AR70A-9, -14)	90044626	—	—	—	66897	—
—	Neway AR75 Series Trailer Air Suspension (AR75-12) (AR75-6, AR75-9, AR75-1-12)	90044625 90045535 90044626	— — —	— — —	— — —	65515 65515 66897	— — —

TRUCKS, TRAILERS AND SUSPENSIONS		OEM	STANDARD		GAS		CAB SHOCK
							
SAF/HOLLAND SUSPENSION — Trailer Air Suspension — Continued							
—	Neway AR80 Series Trailer Air Suspension (AR80-6.75) (AR80-9, -9FM) (AR80-9-WST)	90044046 90044868 90044626	— — —	— — —	— — —	66638 66627 66897	— — —
—	Neway AR85 Series Trailer Air Suspension (AR85-A)	90044625 90045535	— —	— —	— —	65515 65515	— —
—	Neway AR90 Series Trailer Air Suspension (AR90-14, -15, -16, -17)	90044089	—	—	—	66886	—
—	Neway AR90-1 Series Trailer Air Suspension (AR90-1-12, -14 -17) (AR90-1-15, -16)	90044162 90044685 90045054	— — —	— — —	— — —	65419 65419 66610	— — —
—	Neway AR92 Series Trailer Air Suspension (AR92-12) (AR92-14) (AR92-15) (AR92-16) (AR92-17) (AR92-18)	90044992 90045040 90045054 90044794 90044642 90045568 90044089	— — — — — — —	— — — — — — —	— — — — — — —	66634 66634 66610 66636 65519 65519 66886	— — — — — — —
—	Neway AR93 Series Trailer Air Suspension (AR93-14) (AR93-15) (AR93-16) (AR93-17)	90045054 90044794 90044642 90045568 90044089	— — — — —	— — — — —	— — — — —	66610 65160 65519 65519 66886	— — — — —
—	Neway AR94 Series Trailer Air Suspension	90045028 90045049	— —	— —	— —	65423 65424	— —
—	Neway AR95 Series Trailer Air Suspension (AR95-9, -12, -14, -17, AR95A-9, -12, -14, -17) (AR95-9HD, -12HD, -14HD, -17HD, AR95A-9HD, -12HD, -14HD, -17HD)	90044625 90045535 90044625 90045535	— — — —	— — — —	— — — —	65515 65515 65515 65515	— — — —
—	Neway AR120 Series Trailer Air Suspension (AR120, AR120-L, AR120-US, AR120-US-F) (AR120-US-L, -1, -2, -3)	90044626 90044625 90045535	— — —	— — —	— — —	66897 65515 65515	— — —
—	Neway AR125 Series Trailer Air Suspension (AR125, AR125-L, AR125-US, AR125-US-F) (AR125-US-L, -1, -2, -3)	90044626 90044625 90045535	— — —	— — —	— — —	66897 65515 65515	— — —
—	Neway AR165-US Series Trailer Air Suspension (AR165-US)	90044626	—	—	—	66897	—
—	Neway AR250 Series Trailer Air Suspension (AR250-14, -15) (AR250-16, -17)	90044642 90045568 90044089	— — —	— — —	— — —	65519 65519 66886	— — —
—	Neway AR955/955A Series Trailer Air Suspension (Liftaxle) (AR955-9, -12, -14, -17, AR955-9HD, -12HD, -14HD)	90044625 90045535	— —	— —	— —	65515 65515	— —
—	Neway ARA93 Series Trailer Air Suspension (ARA93-14)	90045054	—	—	—	66610	—

TRUCKS, TRAILERS AND SUSPENSIONS	OEM	STANDARD		GAS		CAB SHOCK
						

SAF/HOLLAND SUSPENSION — Trailer Air Suspension — Continued

—	Neway ARL20 Series Trailer Air Suspension (ARL20-D, ARL20-D-US)	—	—	—	—	65519	—
—	Neway ARS112 Series Trailer Air Suspension (ARS112-6)	90045096	—	—	—	65421	—
—	Neway ARU92 Series Trailer Air Suspension (ARU92-8, -9, -10, -12)	90044642 90045568	— —	— —	— —	65519 65519	— —
—	Neway ARU93 Series Trailer Air Suspension (ARU93-6) (ARU93-6, -7, -8, -9, -10)	90045040 90044642 90045568	— — —	— — —	— — —	66634 65519 65519	— — —
—	Neway ARU98 Series Trailer Air Suspension (ARU98-17)	90045054	—	—	—	66610	—
—	SAF CBXZ5 Air Suspension	90045607	—	—	—	66443	—
—	Neway RL126 Series Trailer Air Suspension (RL126)	90045080	—	—	—	65422	—
—	Neway RL196 Series Trailer Air Suspension (RL196-14, -15) (RL196-16, -17)	— 90044978 90045188	— — —	— — —	— — —	65461 66660 65432	— — —
—	Neway RL196A Series Trailer Air Suspension (RL196A-12) (RL196A-14, -15) (RL196A-16, -17)	90044162 90044685 90045040 90044794	— — — —	— — — —	— — — —	65419 65419 66634 65160	— — — —
—	Neway RL228 Series Trailer Air Suspension (RL228-14) (RL228-14, -15, -16) (RL228-17)	90045054 90044642 90045568 90044089	— — — —	— — — —	— — — —	66610 65519 65519 66886	— — — —
—	Neway RL250 Series Trailer Air Suspension (RL250-12) (RL250-14, -15) (RL250-16, -17)	90045054 90044642 90044089	— — —	— — —	— — —	66610 66636 66886	— — —
—	Neway RLSA Series Trailer Air Suspension (RLSA-4214, -4215, -4814, -4815)	— 90044978	— —	— —	— —	65461 66660	— —
—	Neway RLSA228 Series Trailer Air Suspension (RLSA228-4214, -4215, -4216, -4814, -4815, -4816) (RLSA228-4217, -4817)	90044642 90044089	— —	— —	— —	66636 66886	— —
2013-10	Neway RLU250 Series Trailer Air Suspension	90045381	—	—	—	66442	—
—	Neway SA206 Series Trailer Air Suspension (SA206-14, -15, -16, -17, SA206A-14, -15, -16, -17)	90045083	—	—	—	65433	—





TRUCKS, TRAILERS AND SUSPENSIONS	OEM	STANDARD		GAS		CAB SHOCK
						




SAF/HOLLAND SUSPENSION — Trailer, Truck & Tractor Air Suspension

—	Neway O.E. Number	90044001	—	—	—	66833	—	
		90044012	—	—	—	66884	—	
		90044017	—	—	—	66636	—	
		90044089C	—	—	—	66886	—	
		90044095	—	—	—	66893	—	
		90044625	—	—	—	65515	—	
		90044642	—	—	—	65519	—	
						66636		
						66607		
						66607		
						66610		
						65458		
						65515		
						65519		
						66833		
						66893		
						66893		
						66886		
						65474		
						66884		
						66636		
						66636		
						65410		
						65463		
						65463		
						66893		
						66710		
						66893		
						66638		

SAF/HOLLAND SUSPENSION — Truck & Tractor Air Suspension (Drive Axle)

—	Neway AD123 Series Truck & Tractor Air Suspension (AD123-6, -8, -10, -8.75 Shock with extend length of 21.70")	90045068	—	—	—	65425	—
		90045099	—	—	—	65418	—
		90045132	—	—	—	65431	—
—	Neway AD126 Series Truck & Tractor Air Suspension	90044625	—	—	—	65515	—
		90045535	—	—	—	65515	—
—	Neway AD130 Series Truck & Tractor Air Suspension	90045466	—	—	—	65421	—
		90045532	—	—	—	65421	—
—	Neway AD150 Series Truck & Tractor Air Suspension	90045075	—	—	—	65419	—
—	Neway AD200 Series Truck & Tractor Air Suspension	90045138	—	—	—	65432	—
—	Neway AD246 Series Truck & Tractor Air Suspension (AD246-6, -8, -10, -8.75 Shock with extend length of 24.30")	90045099	—	—	—	65418	—
		90045132	—	—	—	65431	—
		90045207	—	—	—	65514	—
		90045419	—	—	—	65514	—
		90045533	—	—	—	65514	—
		90045534	—	—	—	65418	—
—	Neway AD247 Series Truck & Tractor Air Suspension	90045099	—	—	—	65418	—
		90045534	—	—	—	65418	—
—	Neway AD252 Series Truck & Tractor Air Suspension	90044025	—	—	—	65516	—
		90045536	—	—	—	65516	—
—	Neway ARD120 Series Truck & Tractor Air Suspension (ARD120-6)	90044025	—	—	—	65516	—
		90045536	—	—	—	65516	—
—	Neway ARD125 Series Truck & Tractor Air Suspension (ARD125-6 use on Ford, GM, International (Navistar)m Mack, White, Western Star, Freightliner) (ARD125-8 use on Freightliner, White, Western Star) (ARD125-8 use on Mack Western)	90044025	—	—	—	65516	—
		90045536	—	—	—	65516	—
		90044011	—	—	—	65474	—
		90044016	—	—	—	65410	—

TRUCKS, TRAILERS AND SUSPENSIONS		OEM	STANDARD		GAS		CAB SHOCK
							
SAF/HOLLAND SUSPENSION — Truck & Tractor Air Suspension (Drive Axle) — Continued							
—	Neway ARD165 Series Truck & Tractor Air Suspension (ARD165-A, ARD165-B)	90044011	—	—	—	65474	—
—	Neway ARD190 Series Truck & Tractor Air Suspension (ARD190-B)	90044016	—	—	—	65410	—
—	Neway ARD234 Series Truck & Tractor Air Suspension (ARD234-6)	90044046	—	—	—	66638	—
—	Neway ARD238 Series Truck & Tractor Air Suspension (ARD238-6)	90044025 90045536	— —	— —	— —	65516 65516	— —
—	Neway ARD244 Series Truck & Tractor Air Suspension (ARD244-6 use on Ford, GM, International (Navistar), Mack, White, Western Star, Freightliner) (ARD244-8 use on Freightliner, White, Western Star) (ARD244-8 use on Mack Western)	90044025 90045536 90044011 90044016	— — — —	— — — —	— — — —	65516 65516 65474 65410	— — — —
—	Neway A246, AD369 w/ 10" Ride Height	90045504 90045504	— —	— —	— —	66897 65478	— —
—	Neway ARDAB (ARDAB-120-5, -240-5)	90044907	—	—	—	66609	—
—	Neway ARDST Series Truck & Tractor Air Suspension (ARDST-123-6) (ARDST-244-6, -246-6, -250-6) (ARDSTM-123-6, ARDSTL-123-6) (ARDSTM-246-6, ARDSTL-246-6)	90044625 90045535 90044025 90045536 90044625 90045535 90044025 90045536	— — — — — — — —	— — — — — — — —	— — — — — — — —	65515 65515 65516 65516 65515 65515 65516 65516	— — — — — — — —
—	Neway O.E. Number	90044642 90045563 90045564 90045568 90045574 OE10219 OE10220 OE10221 OE10222	— — — — — — — — —	— — — — — — — — —	— — — — — — — — —	65519 65521 65419 65519 65458 66878 65421 65410 65417	— — — — — — — — —
SAF/HOLLAND SUSPENSION — Truck & Tractor Air Suspension (Tag Axle)							
—	Neway ART500 Series Truck & Tractor Tag Axle Air Suspension (ART500B, -1, ART500-US, ART500-US-A)	90044162 90045685	— —	— —	— —	65419 65419	— —
—	Neway ART505 Series Truck & Tractor Tag Axle Air Suspension (ART505B, -1, ART500C, -1)	90044162 90045685	— —	— —	— —	65419 65419	— —
—	Neway ART541 Series Truck & Tractor Tag Axle Air Suspension (ART541B)	90044162 90044685	— —	— —	— —	65419 65419	— —
—	Neway ART550 Series Truck & Tractor Tag Axle Air Suspension (ART550-US-1, -2, -3)	90044625 90045535	— —	— —	— —	65515 65515	— —

TRUCKS, TRAILERS AND SUSPENSIONS	OEM	STANDARD		GAS		CAB SHOCK
						

SAF/HOLLAND SUSPENSION — Truck & Tractor Air Suspension (Tag Axle) — Continued





—	Neway ART551 Series Truck & Tractor Tag Axle Air Suspension (ART551-US-1, -2, -3)	90044642	—	—	—	65519	—
		90045568	—	—	—	65519	—
		90044642	—	—	—	65519	—
		90045568	—	—	—	65519	—
—	Neway ART555 Series Truck & Tractor Tag Axle Air Suspension (ART555B-1, ART555C-1)	90044162	—	—	—	65419	—
		90044685	—	—	—	65419	—
		90044642	—	—	—	65419	—
		90045568	—	—	—	65419	—
—	(ART555B-2, -3, ART555C-2, -3)	90044162	—	—	—	65419	—
		90044685	—	—	—	65419	—
		90044642	—	—	—	65419	—
		90045568	—	—	—	65419	—





SPARTAN MOTORS

—	1000 Series — Exc. Diesel	0251SS5	—	—	66666	66666	—
		0277SS5	—	—	66666	66666	—
—	1000 Series w/ Diesel	0252SS5	—	—	66667	66667	—
		0278SS5	—	—	66667	66667	—
—	BC Legacy — Exc. Diesel	0251SS5	—	—	66666	66666	—
		0277SS5	—	—	66666	66666	—
—	BC Legacy w/ Diesel	0252SS5	—	—	66667	66667	—
		0278SS5	—	—	66667	66667	—
—	EC 2000 — Exc. Diesel	0251SS5	—	—	66666	66666	—
		0277SS5	—	—	66666	66666	—
—	EC 2000 w/ Diesel	0252SS5	—	—	66667	66667	—
		0278SS5	—	—	66667	66667	—
—	Firetruck	0272SS5	74075	—	—	—	—
		—	—	74025	—	—	—
—	O.E. Number	59011	—	—	66957	—	—





STERLING — 8500 & 9500 Series (LT Series)

2004	8500 (101" BBC), 9500 (113" & 122" BBC) Series (Drive Axle) w/ Overslug Leaf	1615770000	—	—	—	65526	—
		471700125969	—	—	—	65526	—
2003-98	8500 (101" BBC), 9500 (113" & 122" BBC) Series (Steering Axle) w/ 8500, 9000 lb. 54" Multileaf Spring	F6HT18045JB	—	—	66670	—	—
		F6HT18045JC	—	—	66670	—	—
2003-98	8500 (101" BBC), 9500 (113" & 122" BBC) Series (Steering Axle) w/ 8500, 9000 lb. 54" Taperleaf Springs	F6HT18045HB	—	—	65123	—	—
		F6HT18045HC	—	—	65123	—	—
2003-98	8500 (101" BBC), 9500 (113" & 122" BBC) Series (Steering Axle) w/ 10000 lb. 54" Multileaf Spring	F6HT18045KA	—	—	66670	—	—
2003-98	8500 (101" BBC), 9500 (113" & 122" BBC) Series (Steering Axle) w/ 10000, 12000 lb. 54" Taperleaf Springs	F6HT18045AC	—	—	65123	—	—
2003-98	8500 (101" BBC), 9500 (113" & 122" BBC) Series (Steering Axle) w/ 12000 lb. 60" Taperleaf Spring	F6HT18045EB	—	—	65429	—	—
		F6HT18045EC	—	—	65429	—	—
2003-98	8500 (101" BBC), 9500 (113" & 122" BBC) Series (Steering Axle) w/ 12000, 13000 lb. Axles	F6HT18045LA	—	—	65456	—	—
2003-98	8500 (101" BBC), 9500 (113" & 122" BBC) Series (Steering Axle) w/ 12000, 13200 lb. 54" Multileaf Springs	F6HT18045BC	—	—	66646	—	—
2003-98	8500 (101" BBC), 9500 (113" & 122" BBC) Series (Steering Axle) w/ 13200, 14600 lb. 54" Taperleaf Spring	F6HT18045GB	—	—	65429	—	—
		F6HT18045GC	—	—	65429	—	—
2003-98	8500 (101" BBC), 9500 (113" & 122" BBC) Series (Steering Axle) w/ 14600, 16000 lb. 54" Multileaf Springs	F6HT18045CC	—	—	66668	—	—
2003-98	8500 (101" BBC), 9500 (113" & 122" BBC) Series (Steering Axle) w/ 16000 lb. Multileaf Spring	F6HT18045AA	—	—	65123	—	—
2003-98	8500 (101" BBC), 9500 (113" & 122" BBC) Series (Drive Axle) w/ 14000, 15000, 17500 lb. Multileaf Spring	XC4518080AA	—	—	—	65103	—
2003-98	8500 (101" BBC), 9500 (113" & 122" BBC) Series (Drive Axle) w/ 17500, 19000, 23000 lb. 46" Taperleaf Spring	F4HT18080AB	—	—	—	65103	—





TRUCKS, TRAILERS AND SUSPENSIONS		OEM	STANDARD		GAS		CAB SHOCK
							
STERLING — 8500 & 9500 Series (LT Series) — Continued							
2003-98	8500 (101" BBC), 9500 (113" & 122" BBC) Series (Drive Axle) w/ 21000, 23000 lb. 46" Taperleaf Spring	F4HT18080BA F4HT18080BA	—	—	—	65102 66423	—
2003-98	8500 (101" BBC), 9500 (113" & 122" BBC) Series (Drive Axle) w/ 21000, 23000 lb. 52" Taperleaf Spring	F6HT18080JA F6HT18080JA	—	—	—	65102 66423	—
2003-98	8500 (101" BBC), 9500 (113" & 122" BBC) Series (Drive Axle) w/ 23000 lb. 52" Taperleaf Softride Spring	F6HT18080CA	—	—	—	65103	—
2003-98	8500 (101" BBC), 9500 (113" & 122" BBC) Series (Drive Axle) w/ FAS II Air Suspension	1615817000	—	—	—	65490	—
2003-98	8500 (101" BBC), 9500 (113" & 122" BBC) Series (Drive Axle) w/ Hendrickson HA-210 & HA-230 Rear Air Suspension	4790228 F6HT18080FC	— —	— —	— —	65420 65420	— —
2003-98	8500 (101" BBC), 9500 (113" & 122" BBC) Series (Drive Axle) w/ Hendrickson HAS-40LH Air Suspension	572412 F6HT18080DA	— —	— —	— —	65480 65480	— —
2003-98	8500 (101" BBC), 9500 (113" & 122" BBC) Series (Drive Axle) w/ Neway AD123 Rear Air Suspension	90045099 F6HT18080EA	— —	— —	— —	65418 65418	— —
2003-90	8500 (101" BBC), 9500 (113" & 122" BBC) Series (Steering Axle) w/ 16000 lb. Multileaf Spring	F6HT18045AA	—	—	65123	—	—
STERLING — 9500 Series (AT Series)							
2003-98	9500 (113" & 122" BBC) Series (Steering Axle) w/ 8500, 9000 lb. 54" Multileaf Spring	F6HT18045JB F6HT18045JC XC4518045AA	— — —	— — —	66670 66670 66670	— — —	— — —
2003-98	9500 (113" & 122" BBC) Series (Steering Axle) w/ 8500, 9000 lb. 54" Taperleaf Springs	F6HT18045HB F6HT18045HC	— —	— —	65123 65123	— —	— —
2003-98	9500 (113" & 122" BBC) Series (Steering Axle) w/ 10000 lb. 54" Multileaf Spring	F6HT18045KA	—	—	66670	—	—
2003-98	9500 (113" & 122" BBC) Series (Steering Axle) w/ 10000, 12000 lb. 54" Taperleaf Springs	F6HT18045AC	—	—	65123	—	—
2003-98	9500 (113" & 122" BBC) Series (Steering Axle) w/ 12000 lb. 60" Taperleaf Spring	F6HT18045EB F6HT18045EC	— —	— —	65429 65429	— —	— —
2003-98	9500 (113" & 122" BBC) Series (Steering Axle) w/ 12000, 13200 lb. 54" Multileaf Springs	F6HT18045BC	—	—	66646	—	—
2003-98	9500 (113" & 122" BBC) Series (Steering Axle) w/ 13200, 14600 lb. 54" Taperleaf Spring	F6HT18045GB F6HT18045GC	— —	— —	65429 65429	— —	— —
2003-98	9500 (113" & 122" BBC) Series (Steering Axle) w/ 14600, 16000 lb. 54" Multileaf Springs	F6HT18045CC	—	—	66668	—	—
2003-98	9500 (113" & 122" BBC) Series (Drive Axle) w/ 14000, 15000, 17500 lb. Multileaf Spring	XC4518080AA	—	—	—	65103	—
2003-98	9500 (113" & 122" BBC) Series (Drive Axle) w/ 17500, 19000, 23000 lb. 46" Taperleaf Spring	F4HT18080AB	—	—	—	65103	—
2003-98	9500 (113" & 122" BBC) Series (Drive Axle) w/ 21000, 23000 lb. 46" Taperleaf Spring	F4HT18080BA F4HT18080BA	— —	— —	— —	65102 66423	— —
2003-98	9500 (113" & 122" BBC) Series (Drive Axle) w/ 21000, 23000 lb. 52" Taperleaf Spring	F6HT18080JA F6HT18080JA	— —	— —	— —	65102 66423	— —
2003-98	9500 (113" & 122" BBC) Series (Drive Axle) w/ 23000 lb. 52" Taperleaf Softride Spring	F6HT18080CA	—	—	—	65103	—
2003-98	9500 (113" & 122" BBC) Series (Drive Axle) w/ FAS II Air Suspension	1615817000	—	—	—	65490	—
2003-98	9500 (113" & 122" BBC) Series (Drive Axle) w/ Hendrickson HA-210 & HA-230 Rear Air Suspension	4790228 F6HT18080FC	— —	— —	— —	65420 65420	— —
2003-98	9500 (113" & 122" BBC) Series (Drive Axle) w/ Hendrickson HAS-40LH Air Suspension	572412 F6HT18080DA	— —	— —	— —	65480 65480	— —
2003-98	9500 (113" & 122" BBC) Series (Drive Axle) w/ Neway AD123 Rear Air Suspension	90045099 F6HT18080EA	— —	— —	— —	65418 65418	— —
2003-98	9500 (113" & 122" BBC) Series (Cab Shock) w/ O.E. Number	F6HT5K407AB F7HT5K407BA F8HT5K407AA	— — —	— — —	— — —	— — —	66193 66193 66195


TRUCKS, TRAILERS AND SUSPENSIONS		OEM	STANDARD		GAS		CAB SHOCK	
								
STERLING — 9500 Series (AT Series) — Continued								
—	AT9513	10103684000 1615770000	—	—	—	65139 65526	—	
STERLING — Acterra 5500, 6500, 7500, 8500 Series								
2003-01	5500, 6500, 7500, 8500 (Steering Axle) w/ 6,000 - 9,000 lb. Spring	6803230200	—	—	66613	—	—	
2003-01	5500, 6500, 7500, 8500 (Steering Axle) w/ 9000, 11000, 12000 lb. Spring	1013592000 6803230300	—	—	65162 65482	—	—	
2003-01	5500, 6500, 7500, 8500 (Steering Axle) w/ Steer Axle w/ 11000 lb. Spring & Up	6803230300	—	—	65482	—	—	
2003-01	5500, 6500, 7500, 8500 (Drive Axle) w/ 15,000 lb. Spring	6803260000	—	—	—	66615	—	
STERLING — Bullet 4500 & 5500								
2008-07	All	52014061AA 52014077AB	—	—	65164	— 65165	—	
STERLING — Cargo SC7000, SC8000 Series								
2003-01	SC7000, SC8000 (Steering Axle) w/ 6,000 - 9,000 lb. Spring	6803230200	—	—	66613	—	—	
2003-01	SC7000, SC8000 (Steering Axle) w/ 11000 - 12000 lb. Spring	6803230300	—	—	65482	—	—	
2003-98	SC7000, SC8000 (Steering Axle) w/ 12000, 13000 lb. Axles	F6HT18045LA	—	—	65456	—	—	
2003-98	SC7000, SC8000 (Steering Axle) w/ 16000 lb. Multileaf Spring	F6HT18045AA	—	—	65123	—	—	
STROUGHTON TRAILERS								
—	Neway, Hendrickson (Turner) or Reyco Suspension	—	—	—	■100■	—	—	
TL-BROOK TRAILER								
—	Neway, Hendrickson (Turner) or Reyco Suspension	—	—	—	■100■	—	—	
TRAIL KING TRAILER								
—	Neway, Hendrickson (Turner) or Reyco Suspension	—	—	—	■100■	—	—	
TRAILMOBILE CANADA CORP.								
—	Trailer with O.E. Part Numbers	434235 434236 434237 434239 434241 434277 434278 434279 436028 436118 436137 436158 436164 438002 438011 438013 438014 438015 438022 438031	—	—	—	66610 66636 66893 66886 66884 66893 66660 66636 66893 66893 66884 66894 66886 66894 66886 66893 66894 66884 66957 66636	—	
—	Trailers with Granning Air Susp. T-350A	438022	—	—	—	66957	—	
—	Trailers with Hendickson Air Susp. HT230T (23000 lb. Capacity)	436118	—	—	—	66893	—	
—	Trailers with Hendickson Air Susp. HT250U, HT250U-Y	A2212	—	—	—	66636	—	

■100■ Check to see which Suspension is on the Trailer. Then see the correct Suspension Manufacturer listed in the Axle Suspension section.

TRUCKS, TRAILERS AND SUSPENSIONS		OEM	STANDARD		GAS		CAB SHOCK
							
TRAILMOBILE CANADA CORP. — Continued							
—	Trailers with Hendrickson Air Susp. T23-RL-17	438011	—	—	—	66886	—
—	Trailers with Hendrickson Air Susp. T23-US-6 (Non-Liftable)	438015	—	—	—	66884	—
—	Trailers with Hendrickson Air Susp. T23-US-9 (Liftable & Non-Liftable)	438014	—	—	—	66894	—
—	Trailers with Hendrickson Air Susp. T30-US-6, -12, -14, -17	438013	—	—	—	66893	—
—	Trailers with Neway Air Susp. AR90-1-14, -17	90044089	—	—	—	66886	—
—	Trailers with Neway Air Susp. AR90-14, -17	90044089	—	—	—	66886	—
—	Trailers with Neway Air Susp. AR92-14	90044992	—	—	—	66634	—
—	Trailers with Neway Air Susp. AR92-17	90044642	—	—	—	66636	—
—	Trailers with Neway Air Susp. AR93-14	90045054	—	—	—	66610	—
—	Trailers with Neway Air Susp. AR93-17	90044089	—	—	—	66886	—
—	Trailers with Neway Air Susp. AR95-9-HD, -12-HD, -14-HD,	90044625	—	—	—	66884	—
—	Trailers with Neway Air Susp. RL196-12	90044977	—	—	—	66893	—
—	Trailers with Neway Air Susp. RL196-14, -15	90044978	—	—	—	66660	—
—	Trailers with Neway Air Susp. RL196-16, -17	90044979	—	—	—	66636	—
—	Trailers with Reyco Air Susp. Model #21AR (25000 lb. Capacity)	438002	—	—	—	66894	—
—	Trailers with Reyco Air Susp. Model #74AR (30000 lb. Capacity)	438002	—	—	—	66894	—
—	Trailers with Reyco Air Susp. Model #86AR	438015	—	—	—	66884	—
TRANSCRAFT TRAILER							
—	Neway, Hendrickson (Turner) or Reyco Suspension	—	—	—	■100■	—	—
TRAVIS TRAILERS							
—	Neway, Hendrickson (Turner) or Reyco Suspension	—	—	—	■100■	—	—
TRINITY TRAILER							
—	Neway, Hendrickson (Turner) or Reyco Suspension	—	—	—	■100■	—	—
TURNER/QUICK LIFT CORP. (See Hendrickson Trailer Suspension)							
—	O.E. Number	A20126	—	—	—	65416	—
		A2230	—	—	—	66833	—
		A2232	—	—	—	66833	—
		A2471	—	—	—	66884	—
		A4089	—	—	—	66894	—
		T9114A	—	—	—	65474	—
—	T-6-062, 370, 422 Air Suspension (Underslung)	A1667	—	—	—	66893	—
—	T-6-071 Air Suspension (Underslung)	A2212	—	—	—	66636	—
—	T-9-084 Air Suspension (Underslung)	A2240	—	—	—	66894	—
—	T-9-106, 278, 313 Air Suspension (Underslung)	A4084	—	—	—	66833	—
—	T-9-390 Air Suspension (Underslung)	A2213	—	—	—	66638	—
—	T-9-422 Air Suspension (Underslung)	A1667	—	—	—	66893	—
—	T-15-140, 155, 172, 244, 376 Air Suspension (Overslung)	A2218	—	—	—	66969	—
—	T-15-324 Air Suspension (Overslung)	A2160	—	—	—	66886	—
—	T-17-141, 174, 284 Air Suspension (Overslung)	A2218	—	—	—	66969	—
—	T-DC 14" to 17" Ride Height	A2160	—	—	—	66886	—
—	T-MB 14" Ride Height	A2213	—	—	—	66638	—
—	T-RL 15" to 17" Ride Height	A2218	—	—	—	66969	—

■100■ Check to see which Suspension is on the Trailer. Then see the correct Suspension Manufacturer listed in the Axle Suspension section.

TRUCKS, TRAILERS AND SUSPENSIONS		OEM	STANDARD		GAS		CAB SHOCK
							
TURNER/QUICK LIFT CORP. (See Hendrickson Trailer Suspension) — Continued							
—	T23-US-9-011 Air Suspension	A2213	—	—	—	66638	—
—	TDC-014 Air Suspension	A2212	—	—	—	66636	—
—	TMB-14-120 Air Suspension	A2213	—	—	—	66638	—
—	TMB-17-135 Air Suspension	A4084	—	—	—	66833	—
TUTHILL TECHNOLOGIES							
—	200 Series Air Suspension	2012901	—	—	—	65454	—
—	240 Series Air Suspension	2012901	—	—	—	65454	—
—	Drive Axle 79KB	1672501	—	—	—	66878	—
—	Drive Axle 101A	1816601	—	—	—	65441	—
—	Drive Axle 101AR	1816601	—	—	—	65441	—
—	Drive Axle 102	1672501	—	—	—	66878	—
—	Drive Axle 102AR	1288701	—	—	—	65401	—
—	Drive Axle 102AR for Western Star	1982401	—	—	—	66884	—
—	Drive Axle 102AR Special	1714601	—	—	—	66894	—
—	Drive Axle 102AR-7	1779401	—	—	—	66891	—
—	Drive Axle 102AR-LM	1962301	—	—	—	66638	—
—	Model L120FS Drop Steer Axle	66502	—	—	—	66502	—
—	Models with O.E. Number	6608 680162	— —	— —	— —	66502 65410	— —
—	RS1020 Flatbed Trailer (slider)	2096701	—	—	—	65481	—
—	Steering Axle	1495401	—	—	66957	—	—
—	Steering Axle 1207	1740301	—	—	66833	—	—
—	Steering Axle 1209	1740801	—	—	66833	—	—
—	Steering Axle 1209, 1212	1735801 1949501	— —	— —	66833 66969	— —	— —
—	Trailer	1880001	—	—	—	66893	—
—	Trailer 21AR	1288702	—	—	—	65401	—
—	Trailer 23ART	2352301 2352401	— —	— —	— —	65500 65501	— —
—	Trailer 25ART	2355301	—	—	—	65502	—
—	Trailer 44AR/RS1020 Air Suspension	2515701	—	—	—	65421	—
—	Trailer 74AR	1288701	—	—	—	65401	—
—	Trailer 81C	1288501 1288503	— —	74405 —	— —	— 65416	— —
—	Trailer 81LC	1288501	—	74405	—	—	—
—	Trailer 81S	1288503	—	—	—	65416	—
—	Trailer 86AR	1816501	—	—	—	66884	—
—	Trailer 87 for Great Dane	1816301 1816401 1816501	— — —	— — —	— — —	66886 66833 66884	— — —
—	Trailer 87-9	1288501	—	74405	—	—	—
—	Trailer 87-14	1288501 1623001 1814601	— — —	74405 74408 74413	— — —	— 65449 65442	— — —
—	Trailer 87-17	1288501 1623001	— —	74405 74408	— —	— 65449	— —
—	Trailer 87M-12	1814601	—	74413	—	65442	—
U.D. - NISSAN							
2008-01	UD2600, UD2800	56101Z5014	—	—	66625	—	—

TRUCKS, TRAILERS AND SUSPENSIONS		OEM	STANDARD		GAS		CAB SHOCK
							

U.D. - NISSAN — Continued

2007-05	UD1200, UD1300, UD1400 Series	56100T825 5620036001 562100T810	— — —	— — —	66653 — —	— 66413 66413	— — —
—	CPB, CPC	56110Z0001 56110Z2000 56110Z3020	— — —	— — —	66674 66674 66674	— — —	— — —
—	UD1300	56210T8603 56210T8627	— —	— —	— —	66401 66401	— —
—	UD1800 Series	56110Z5008	—	—	66601	—	—
—	UD2000 Series	56110Z5009 56110Z5011	— —	— —	66601 66602	— —	— —
—	UD2600, UD2800	56110Z5017	—	—	66625	—	—
—	UD3000, UD3300	56110Z5014	—	—	66625	—	—

UNITED MFG. CO.

—	O.E. Number	K9641	—	—	—	65455	—
---	-------------	-------	---	---	---	-------	---

UTILITY TRAILER

—	Hendrickson Air Suspension	A20001	—	—	—	65419	—
—	Neway, Hendrickson (Turner) or Reyco Suspension	—	—	—	■100■	—	—

VOLVO/WHITE/GMC — Aero Series - WCA, WIA Models

—	Aero Series (WIA Models) (Cab Shock) w/ O.E. Number	660100008 8162662 8168617	— — —	— — —	— — —	— — —	66123 66123 66101
—	All (Steering Axle) w/ Front Dual Shock Absorbers	027005976 3082284	— —	— —	66903 66903	— —	— —
—	All (Steering Axle) w/ Front Single Shock Absorber	373010016 373010021 373013201 8065787	— — — —	— — — —	65105 65105 65115 65105	— — — —	— — — —
—	All (Drive Axle) w/ Air Suspension	359013201 8026658 8071524 8071524 8077874 8169859	— — — — — —	— — — — — —	— — — — — —	65466 65415 65406 66430 65466 65466	— — — — — —





VOLVO/WHITE/GMC — Brigadier Series





—	All (Steering Axle)	22012065 22046483	— —	— —	65439 65439	— —	— —
---	---------------------	----------------------	--------	--------	----------------	--------	--------

VOLVO/WHITE/GMC — FE Series





—	FE6 Series (Steering Axle)	6772218 6775412 6794358 6857668 6876828	— — — — —	— — — — —	66712 66712 66712 66713 66713	— — — — —	— — — — —
—	FE6 Series (Drive Axle)	6790756	—	—	—	66707	—
—	FE7 Series (Steering Axle)	1590439 6772218 6775412	— — —	— — —	66864 66712 66712	— — —	— — —
—	FE7 Series (Drive Axle) up to Chassis No. 20854	1505190	—	—	65528	—	—





■100■ Check to see which Suspension is on the Trailer. Then see the correct Suspension Manufacturer listed in the Axle Suspension section.





TRUCKS, TRAILERS AND SUSPENSIONS		OEM	STANDARD		GAS		CAB SHOCK
							
VOLVO/WHITE/GMC — FE Series — Continued							
—	FE7 Series (Drive Axle) w/ Air Suspension	1591501 V8056892 V8056892	— — —	— — —	65528 — —	— 65405 66435	— — —
—	FE7 Series (Drive Axle) w/ Paraboilc Spring	6790756	—	—	—	66707	—
VOLVO/WHITE/GMC — N Series							
—	N10, N11, N12 Series (Steering Axle)	10200328881 1591735 1593843	— — —	— — —	66864 66864 65118	— — —	— — —
VOLVO/WHITE/GMC — Older Models							
1983-78	Model RC2	—	—	—	—	66828	—
—	1500 Series	—	—	—	66886	66828	—
—	3000, 4000 & 9000 Series w/ Front Dual Shock Absorbers	676081 676082 5554959	— — —	— — —	66902 66902 66902	— — —	— — —
—	3014, 3015, 3016, 3020 C. O. E. and 1500	—	—	—	66841	—	—
—	9000 Series	—	—	—	65449	—	—
—	O.E. Number	494660 570S5	— —	— —	— 65471	66828 —	— —
—	Rear Suspension	359010005	—	—	—	66828	—
—	Velvet Ride Suspension	530596	—	—	—	65407	—
VOLVO/WHITE/GMC — Road Boss, Road Commander & Road Xpeditor Series							
1983-77	All (Steering Axle) w/ Front Dual Shock Absorbers	027005976 027005977	— —	— —	66903 66903	— —	— —
—	All (Steering Axle) w/ Front Single Shock Absorber	373010004	—	—	66829	—	—
VOLVO/WHITE/GMC — VHD							
—	All (Steering Axle)	20434880	—	—	65105	—	—
—	All (Drive Axle)	8073212	—	—	—	65475	—
VOLVO/WHITE/GMC — VN Series							
2010	VN Series (Cab Shock)	—	—	—	—	—	66199
—	VN Series (Steering Axle) w/ 12,000 / 12,500 Model 780 and all 13,200 / 14,600 Axles (AirTek) w/ Air Suspension w/ Leaf Spring Suspension	— 64838001L 8078195	— — —	— — —	65494 65497 65494	— — —	— — —
—	VN Series (Steering Axle) w/ 12,000 / 12,500 exc. Model 780	64838002L 20485633	— —	— —	65497 65497	— —	— —
—	VN Series (Drive Axle)	8077874 8086053 8086651 8086651 8169859 20433425 20433425 20551628 20551628	— — — — — — — — —	— — — — — — — — —	— — — — — — — — —	65466 65466 65486 66431 65466 65486 66431 65486 66431	— — — — — — — — —





TRUCKS, TRAILERS AND SUSPENSIONS		OEM	STANDARD		GAS		CAB SHOCK
							
VOLVO/WHITE/GMC — VN Series — Continued							
—	VN Series (Cab Shock) Horizontal	20721254 8078546 20496217 20624917	— — — —	— — — —	— — — —	— — — —	66109 66108 66108 66108
	Vertical	8078545 20496215 20624915	— — —	— — —	— — —	— — —	66107 66109 66107 66109 66107 66109
VOLVO/WHITE/GMC — VT Series							
2010	All	—	—	—	—	—	66199
—	Vocational Truck (Steering Axle)	21067501	—	—	65146	—	—
VOLVO/WHITE/GMC — WC & WI Series							
—	All (Steering Axle) w/ Front Dual Shock Absorbers	027005976 3082284	— —	— —	66903 66903	— —	— —
—	All (Steering Axle) w/ Front Single Shock Absorber	373010005 373010016 373010021 8065787	— — — —	— — — —	66714 65105 65105 65105	— — — —	— — — —
—	All (Steering Axle) w/ O.E. Number	373013201 373013202	— —	— —	65115 66715	— —	— —
—	All (Drive Axle) w/ Air Suspension	359013201 8026658 8071524 8071524 8169859	— — — — —	— — — — —	— — — — —	65466 65415 65406 66430 65466	— — — — —
—	All w/ Hendrickson Air Suspension	4792024 8027631	— —	— —	— —	65420 65420	— —
VOLVO/WHITE/GMC — WG Series							
—	All (Steering Axle) w/ Front Single Shock Absorber	373013201 8065787	— —	— —	65115 65105	— —	— —
—	All (Drive Axle) w/ Air Suspension	359013201 8026658 8071524 8071524 8169859	— — — — —	— — — — —	— — — — —	65466 65415 65406 66430 65466	— — — — —
—	All (Drive Axle) w/ TI Susp.	8073212	—	—	—	65475	—
VOLVO/WHITE/GMC — WH Series - WHS, WHR, WHL, WHE Models							
—	All (Steering Axle) w/ Front Dual Shock Absorbers	027005976 3082284	— —	— —	66903 66903	— —	— —
—	All (Steering Axle) w/ Front Single Shock Absorber	373010005 373010021	— —	— —	66714 65105	— —	— —
—	All (Drive Axle) w/ Air Suspension	359013201 8026658 8071524 8071524 8169859	— — — — —	— — — — —	— — — — —	65466 65415 65406 66430 65466	— — — — —
WABASH TRAILER							
—	Neway, Hendrickson (Turner) or Reyco Suspension	—	—	—	■100■	—	—
WATSON & CHALIN SUSPENSION — AL, HL, SL Series Self Steer Axle Suspension							
—	AL-1100-FL, LR, SL0893SSR, SL-2055, SR, SRLP, SSR, SST	11418 632155	— —	— —	— —	66502 66502	— —

■100■ Check to see which Suspension is on the Trailer. Then see the correct Suspension Manufacturer listed in the Axle Suspension section.

TRUCKS, TRAILERS AND SUSPENSIONS		OEM	STANDARD		GAS		CAB SHOCK
							
WATSON & CHALIN SUSPENSION — AL, HL, SL Series Self Steer Axle Suspension — Continued							
—	AL-1100-SR	10148	—	—	—	66636	—
—	AL-2000, AL-2200	10148	—	—	—	66636	—
—	HL-1100-20	10148	—	—	—	66636	—
—	HL-1100-20FL	10147	—	—	—	66893	—
—	SL-1100, SL-1100-LR	12128	—	—	—	66833	—
WATSON & CHALIN SUSPENSION — TA Series Trailer Air Suspension							
—	TA-250-6, 7.5, 8	10147	—	—	—	66893	—
—	TA-250-12	10148	—	—	—	66636	—
—	TA-251-6.5, 6.5FS, 7.5, 7.5FS, 8FS, 9, 9FS, 10	10147	—	—	—	66893	—
—	TA-251-12, 12FS	10148	—	—	—	66636	—
—	TA-255-9	10147	—	—	—	66893	—
—	TA-280-6.5, 7.5, 9	11604	—	—	—	66884	—
—	TA-300-9	10147	—	—	—	66893	—
—	TA-380-9	12128	—	—	—	66833	—
—	TA-525-DB	10147	—	—	—	66893	—
—	TA-550-17	10148	—	—	—	66636	—
—	TA-751-16	10148	—	—	—	66636	—
—	TA-1200-5	10147	—	—	—	66893	—
—	TA-1600-21	11604	—	—	—	66884	—
—	TA-1900-15	10147	—	—	—	66893	—
—	TA-1900-16, 17	10148	—	—	—	66636	—
—	TA-1900-18, 19	12128	—	—	—	66833	—
—	TA-2075-6	10148	—	—	—	66636	—
—	TA-2075-9	12128	—	—	—	66833	—
—	TA-2590-12, 14, 15, 17	12128	—	—	—	66833	—
—	TA-2590-12-1	10147	—	—	—	66893	—
—	TA-2590-14HD, 17HD	10148	—	—	—	66636	—
—	TA-3090-14, 17, 19	10148	—	—	—	66636	—
—	TA-3175-9	17079	—	—	—	65410	—
—	TA-5000-DB-19, F-19	12128	—	—	—	66833	—
—	TA-5000-DB-24, DB-30, F-24, F-30	11724	—	—	—	66638	—
WATSON & CHALIN SUSPENSION — TL Series Trailer Air Lift Suspension							
—	TL-1600-21	11604	—	—	—	66884	—
—	TL-2590-12, 14, 15, 17	12128	—	—	—	66833	—
WATSON & CHALIN SUSPENSION — WB Series Trailer Air Suspension							
—	WB-251-6.5, 7.5, 9	10147	—	—	—	66893	—
—	WB-280-9	11604	—	—	—	66884	—
—	WB-2500-6	10148	—	—	—	66636	—
—	WB-2500-7.5, 9	12128	—	—	—	66833	—
WAYNE SWEEPER							
—	Dodge D-600	2557281 2560382	—	—	66810 66810	—	—

TRUCKS, TRAILERS AND SUSPENSIONS		OEM	STANDARD		GAS		CAB SHOCK
							
WESTERN STAR — 3800 Series (Aerodynamic Conventional)							
1990	Heritage Series (3842S, 3864S)						
	Front	373904401	—	—	66957	—	—
		373904402	—	—	65124	—	—
		373904403	—	—	65124	—	—
	Rear w/ Hendrickson Air Suspension	479028	—	—	—	65412	—
		4790213	—	—	—	65412	—
		4790224	—	—	—	65420	—
	Rear w/ Neway Air Suspension	90044025	—	—	—	66710	—
		90044907	—	—	—	66609	—
WESTERN STAR — 4800 Series (Medium-Nose Conventional)							
—	Constellation Series (Cab Shock)	660103406	—	—	—	—	66196
		83027	—	—	—	—	66196
—	Heritage Series (4842F, 4864F, 4842S, 4864S) and Constellation Series (4842FX, 4864FX)						
	Front	373013401	—	—	66957	—	—
		373013412	—	—	66878	—	—
		373904401	—	—	66957	—	—
		373904402	—	—	65124	—	—
		373904403	—	—	65124	—	—
	Rear w/ Chalmers Air Beam Suspension	359014403	—	—	—	65519	—
	Rear w/ Hendrickson Air Suspension	479028	—	—	—	65412	—
		4790213	—	—	—	65412	—
		4790224	—	—	—	65420	—
		579051	—	—	—	65484	—
		579052	—	—	—	65482	—
		579053	—	—	—	65481	—
		579851	—	—	—	65480	—
	Rear w/ Neway Air Suspension	90044025	—	—	—	66710	—
		90044907	—	—	—	66609	—
		90045099	—	—	—	65418	—
—	Heritage Series (4842F, 4864F, 4842S, 4864S) and Constellation Series (4842FX, 4864FX) (Cab Shock) w/ Link Cab Suspension	660103402	—	—	—	—	66149
		660103403	—	—	—	—	66149
		660103404	—	—	—	—	66149
WESTERN STAR — 4900 Series (Long-Nose Conventional)							
—	Constellation Series (Cab Shock)	660103406	—	—	—	—	66196
		83027	—	—	—	—	66196
—	Heritage Series (4942F, 4964F, 4942S, 4964S) and Constellation Series (4964EX, 4942FX, 4964FX, 4942SX, 4964SX)						
	Front	373013401	—	—	66957	—	—
		373013412	—	—	66878	—	—
		373904401	—	—	66957	—	—
		373904402	—	—	65124	—	—
		373904403	—	—	65124	—	—
	Rear w/ Chalmers Air Beam Suspension	359014403	—	—	—	65519	—
	Rear w/ Hendrickson Air Suspension	479028	—	—	—	65412	—
		4790213	—	—	—	65412	—
		4790224	—	—	—	65420	—
		579051	—	—	—	65484	—
		579052	—	—	—	65482	—
		579053	—	—	—	65481	—
		579851	—	—	—	65480	—
	Rear w/ Neway Air Suspension	90044025	—	—	—	66710	—
		90044907	—	—	—	66609	—
		90045099	—	—	—	65418	—
—	Heritage Series (4942F, 4964F, 4942S, 4964S) and Constellation Series (4964EX, 4942FX, 4964FX, 4942SX, 4964SX) (Cab Shock) w/ Link Cab Suspension	660103402	—	—	—	—	66149
		660103403	—	—	—	—	66149
		660103404	—	—	—	—	66149

TRUCKS, TRAILERS AND SUSPENSIONS		OEM	STANDARD		GAS		CAB SHOCK
							
WESTERN STAR — 5800 Series (Aerodynamic Medium-Nose Conventional)							
—	Constellation Series (5842SS, 5864SS)						
	Front	373013412	—	—	66878	—	—
		373904402	—	—	65124	—	—
		373904403	—	—	65124	—	—
	Rear w/ Chalmers Air Beam Suspension	359014403	—	—	—	65519	—
	Rear w/ Hendrickson Air Suspension	479028	—	—	—	65412	—
		4790213	—	—	—	65412	—
		4790224	—	—	—	65420	—
		579051	—	—	—	65484	—
		579052	—	—	—	65482	—
		579053	—	—	—	65481	—
		579851	—	—	—	65480	—
	Rear w/ Neway Air Suspension	90044025	—	—	—	66710	—
		90044907	—	—	—	66609	—
—	Constellation Series (5842SS, 5864SS) (Cab Shock) w/ Link Cab Suspension	660103402	—	—	—	—	66149
		660103403	—	—	—	—	66149
		660103404	—	—	—	—	66149
—	Constellation Series (Cab Shock)	660103406	—	—	—	—	66196
		83027	—	—	—	—	66196
WESTERN STAR — 5900 Series (Aerodynamic Long-Nose Conventional)							
—	Heritage Series (5942S, 5964S) and Constellation Series (5942SS, 5964SS)						
	Front	373013412	—	—	66878	—	—
		373904402	—	—	65124	—	—
		373904403	—	—	65124	—	—
	Rear w/ Chalmers Air Beam Suspension	359014403	—	—	—	65519	—
	Rear w/ Hendrickson Air Suspension	479028	—	—	—	65412	—
		4790213	—	—	—	65412	—
		4790224	—	—	—	65420	—
		579051	—	—	—	65484	—
		579052	—	—	—	65482	—
		579053	—	—	—	65481	—
		579851	—	—	—	65480	—
	Rear w/ Neway Air Suspension	90044025	—	—	—	66710	—
		90044907	—	—	—	66609	—
—	Heritage Series (5942S, 5964S) and Constellation Series (5942SS, 5964SS) (Cab Shock) w/ Link Cab Suspension	660103402	—	—	—	—	66149
		660103403	—	—	—	—	66149
		660103404	—	—	—	—	66149
WESTERN STAR — 6900 Series (Long-Nose Severe-Service)							
—	6900 Series (Cab Shock) w/ O.E. Number	725470	—	—	—	—	66149
—	Heritage Series (6964F, 6964S)						
	Front	373013404	—	—	65103	—	—
		373013412	—	—	66878	—	—
		373904402	—	—	65124	—	—
		373904403	—	—	65124	—	—
	Rear w/ Chalmers Air Beam Suspension	359014403	—	—	—	65519	—
	Rear w/ Hendrickson Air Suspension	479028	—	—	—	65412	—
		4790213	—	—	—	65412	—
		4790224	—	—	—	65420	—
		579051	—	—	—	65484	—
		579052	—	—	—	65482	—
		579053	—	—	—	65481	—
		579851	—	—	—	65480	—
	Rear w/ Neway Air Suspension	90044025	—	—	—	66710	—
		90044907	—	—	—	66609	—
—	Heritage Series (6964F, 6964S) (Cab Shock) w/ Link Cab Suspension	660103402	—	—	—	—	66149
		660103403	—	—	—	—	66149
		660103404	—	—	—	—	66149

TRUCKS, TRAILERS AND SUSPENSIONS		OEM	STANDARD		GAS		CAB SHOCK
							
WESTERN UNIT — “STABILAIRE” SUSPENSION							
—	Model 893T Trailer Suspension	—	—	—	—	65449	—
—	Models TDA-202, 203, 206, 240, 241 & 243 Truck Drive Axle Suspension	—	—	—	—	65442	—
—	Models TDA-204, 205 & 242 Truck Drive Axle Suspension	—	—	—	—	65449	—
—	O.E. Number	080370	—	—	—	65455	—
		080600	—	—	—	65410	—
		101030	—	—	—	65449	—
		101364	—	—	—	65442	—
		4939967	—	—	—	65116	—
WILSON TRAILER							
—	Neway, Hendrickson (Turner) or Reyco Suspension	—	—	—	■100■	—	—

■100■ Check to see which Suspension is on the Trailer. Then see the correct Suspension Manufacturer listed in the Axle Suspension section.